



ABSTRACT
OF VOTES CAST

WYANDOTTE COUNTY
STATE OF KANSAS

AT THE

PRIMARY ELECTION
AUGUST 2, 2016

**State Of Kansas
County Of Wyandotte**


We, the undersigned, Unified Government of Wyandotte County/Kansas City Kansas Board of Canvassers, in and foresaid County, do hereby certify this is a correct statement of votes cast at the **August 2, 2016 Primary Election** held in Wyandotte County, Kansas, said election duly canvassed by us according to law.

In Witness Whereof, we have hereunto set our hand and official seal this **8th day of August, 2016.**

Unified Board of Commissioners of Wyandotte County/Kansas City Kansas



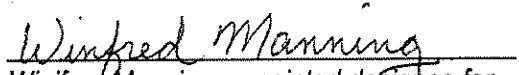
Lucas Behrens, appointed designee for
Mark R. Holland, CEO/Mayor




**Melissa Bynum, Commissioner At-Large
District 1**




Rhonda Green, appointed designee for
**Hal T. Walker, Commissioner At-Large
District 2**



Winifred Manning, appointed designee for
Gayle E. Townsend, Commissioner District 1




John Werner, appointed designee for
Brian McKiernan, Commissioner District 2




Victor Trammell, appointed designee for
Ann Brandau-Murguia, Commissioner District 3



Harold Johnson, Commissioner District 4




Wendy Green, appointed designee for
Michael Kane, Commissioner District 5



Ron Stitt, appointed designee for
Angela Markley, Commissioner District 6




Tim Nick, appointed designee for
James F. Walters, Commissioner District 7




Bridgette Jobe, appointed designee for
Jane Winkler Philbrook, Commissioner District 8

ATTEST:



Bruce L. Newby, Election Commissioner




**Precinct Committeeman/Committeewoman
Elected By Write-In Votes
August 2, 2016 Primary Election**

A Special Board was appointed on August 4, 2016 and August 5, 2016, to review ballots to determine the winners for precinct committeeman and committeewoman. The Special Election Board members were sworn-in, opened ballot cartons and searched for write-in votes, recording them on the abstract sheets, signing off on the abstract sheets and resealing the ballot carton with their signatures.

Precinct Committeeman and Committeewoman may be elected by a minimum of five (5) votes on write-in. The following were determined from the abstract sheets:

| | | | | |
|---------|------------|----------------|-------------------|---------|
| BS 4-1 | Democrat | Committeewoman | Juanita Stude | 8 votes |
| KC 1-3 | Democrat | Committeewoman | Nicolette Tomasic | 7 votes |
| KC 1-3 | Democrat | Committeeman | Nicholas Tomasic | 7 votes |
| KC 3-1 | Democrat | Committeewoman | Bobbie Bennett | 5 votes |
| KC 12-1 | Republican | Committeeman | Alad Aguirre | 6 votes |
| KC 14-4 | Democrat | Committeewoman | Courtney Kendrick | 5 votes |

I hereby certify the above to be true and accurate on this 8th day of August 2016.



Bruce L. Newby
Election Commissioner

Election Summary Report
Wyandotte County, KS
Primary Election-8-2-16

Date:08/08/16
Time:13:18:37
Page:1 of 42

Summary For Jurisdiction Wide, All Counters, All Races
Official Results

Registered Voters 75203 - Cards Cast 16477 21.91%

Num. Report Precinct 113 - Num. Reporting 113 100.00%

| DEM US Senate | DEM | Total |
|---------------------|-------------|-------------|
| Number of Precincts | | 113 |
| Precincts Reporting | | 113 100.0 % |
| Times Counted | 12703/38483 | 33.0 % |
| Total Votes | | 11298 |
| Monique Singh | 7884 | 69.78% |
| Patrick Wiesner | 3414 | 30.22% |

| DEM 31st Dist State Rep | DEM | Total |
|-------------------------|-----------|--------------|
| Number of Precincts | | 15 |
| Precincts Reporting | | 15 100.0 % |
| Times Counted | 1295/4719 | 27.4 % |
| Total Votes | | 1105 |
| Louis E. Ruiz | | 1105 100.00% |

| DEM US Rep 3rd Dist | DEM | Total |
|----------------------|-------------|-------------|
| Number of Precincts | | 113 |
| Precincts Reporting | | 113 100.0 % |
| Times Counted | 12703/38483 | 33.0 % |
| Total Votes | | 11507 |
| Reggie Marselus | 948 | 8.24% |
| Nathaniel McLaughlin | 7867 | 68.37% |
| Jay Sidie | 2692 | 23.39% |

| DEM 32nd Dist State Rep | DEM | Total |
|-------------------------|----------|-------------|
| Number of Precincts | | 14 |
| Precincts Reporting | | 14 100.0 % |
| Times Counted | 744/2802 | 26.6 % |
| Total Votes | | 613 |
| Pam Curtis | | 613 100.00% |

| DEM Dist 4 KS Senate | DEM | Total |
|----------------------|------------|--------------|
| Number of Precincts | | 54 |
| Precincts Reporting | | 54 100.0 % |
| Times Counted | 6617/20429 | 32.4 % |
| Total Votes | | 5750 |
| David Haley | | 5750 100.00% |

| DEM 33rd Dist State Rep | DEM | Total |
|-------------------------|-----------|--------------|
| Number of Precincts | | 17 |
| Precincts Reporting | | 17 100.0 % |
| Times Counted | 1721/5112 | 33.7 % |
| Total Votes | | 1450 |
| Tom Burroughs | | 1450 100.00% |

| DEM Dist 5 KS Senate | DEM | Total |
|----------------------|-----------|------------|
| Number of Precincts | | 15 |
| Precincts Reporting | | 15 100.0 % |
| Times Counted | 2581/5938 | 43.5 % |
| Total Votes | | 2325 |
| Bill Hutton | 2002 | 86.11% |
| Donald G. Terrien | 323 | 13.89% |

| DEM 34th Dist State Rep | DEM | Total |
|-------------------------|-----------|--------------|
| Number of Precincts | | 17 |
| Precincts Reporting | | 17 100.0 % |
| Times Counted | 1994/6758 | 29.5 % |
| Total Votes | | 1665 |
| Valdenia C. Winn | | 1665 100.00% |

| DEM Dist 6 KS Senate | DEM | Total |
|----------------------|------------|--------------|
| Number of Precincts | | 43 |
| Precincts Reporting | | 43 100.0 % |
| Times Counted | 3502/12110 | 28.9 % |
| Total Votes | | 2928 |
| Pat Pettey | | 2928 100.00% |

| DEM 35th Dist State Rep | DEM | Total |
|-------------------------|-----------|------------|
| Number of Precincts | | 18 |
| Precincts Reporting | | 18 100.0 % |
| Times Counted | 2238/7230 | 31.0 % |
| Total Votes | | 2046 |
| Broderick Henderson | 1259 | 61.53% |
| Kimberly L. Lampkin | 787 | 38.47% |

| DEM Dist 10 KS Senate | DEM | Total |
|-----------------------|-----|-----------|
| Number of Precincts | | 1 |
| Precincts Reporting | | 1 100.0 % |
| Times Counted | 3/6 | 50.0 % |
| Total Votes | | 3 |
| Vicki Hiatt | | 3 100.00% |

| DEM 36th Dist State Rep | DEM | Total |
|-------------------------|-----------|------------|
| Number of Precincts | | 19 |
| Precincts Reporting | | 19 100.0 % |
| Times Counted | 3460/7488 | 46.2 % |
| Total Votes | | 3318 |
| Kathy Wolfe Moore | 2537 | 76.46% |
| Gwendolyn S. Thomas | 781 | 23.54% |

Election Summary Report
Wyandotte County, KS
Primary Election-8-2-16
Summary For Jurisdiction Wide, All Counters, All Races
Official Results

Date:08/08/16
 Time:13:18:37
 Page:2 of 42

Registered Voters 75203 - Cards Cast 16477 21.91%

Num. Report Precinct 113 - Num. Reporting 113 100.00%

| DEM 37th Dist State Rep | DEM | Total |
|-------------------------|-----------|-------------|
| Number of Precincts | | 13 |
| Precincts Reporting | | 13 100.0 % |
| Times Counted | 1251/4374 | 28.6 % |
| Total Votes | | 949 |
| Stan Frownfelter | | 949 100.00% |

| DEM Div13-29th Dist Judge | DEM | Total |
|---------------------------|-------------|-------------|
| Number of Precincts | | 113 |
| Precincts Reporting | | 113 100.0 % |
| Times Counted | 12703/38483 | 33.0 % |
| Total Votes | | 11703 |
| Renee S. Henry | | 4886 41.75% |
| Tony Martinez | | 3742 31.97% |
| Deryl W. Wynn | | 3075 26.28% |

| DEM Div 1-29th Dist Judge | DEM | Total |
|---------------------------|-------------|--------------|
| Number of Precincts | | 113 |
| Precincts Reporting | | 113 100.0 % |
| Times Counted | 12703/38483 | 33.0 % |
| Total Votes | | 9612 |
| Robert P. Burns | | 9612 100.00% |

| DEM Div14-29th Dist Judge | DEM | Total |
|---------------------------|-------------|--------------|
| Number of Precincts | | 113 |
| Precincts Reporting | | 113 100.0 % |
| Times Counted | 12703/38483 | 33.0 % |
| Total Votes | | 9553 |
| Jennifer Orth Myers | | 9553 100.00% |

| DEM Div 2-29th Dist Judge | DEM | Total |
|---------------------------|-------------|--------------|
| Number of Precincts | | 113 |
| Precincts Reporting | | 113 100.0 % |
| Times Counted | 12703/38483 | 33.0 % |
| Total Votes | | 9174 |
| Michael A. Russell | | 9174 100.00% |

| DEM Div16-29th Dist Judge | DEM | Total |
|---------------------------|-------------|--------------|
| Number of Precincts | | 113 |
| Precincts Reporting | | 113 100.0 % |
| Times Counted | 12703/38483 | 33.0 % |
| Total Votes | | 9489 |
| Constance M. Alvey | | 9489 100.00% |

| DEM Div 7-29th Dist Judge | DEM | Total |
|---------------------------|-------------|-------------|
| Number of Precincts | | 113 |
| Precincts Reporting | | 113 100.0 % |
| Times Counted | 12703/38483 | 33.0 % |
| Total Votes | | 11839 |
| Vicki Meyer | | 4333 36.60% |
| Courtney Mikesic | | 7506 63.40% |

| DEM Dist. Atty 29th Dist | DEM | Total |
|--------------------------|-------------|-------------|
| Number of Precincts | | 113 |
| Precincts Reporting | | 113 100.0 % |
| Times Counted | 12703/38483 | 33.0 % |
| Total Votes | | 12193 |
| Mark Dupree | | 7272 59.64% |
| Jerome Gorman | | 4921 40.36% |

| DEM Div 8-29th Dist Judge | DEM | Total |
|---------------------------|-------------|--------------|
| Number of Precincts | | 113 |
| Precincts Reporting | | 113 100.0 % |
| Times Counted | 12703/38483 | 33.0 % |
| Total Votes | | 9226 |
| R. Wayne Lampson | | 9226 100.00% |

| DEM 2nd Dist State Bd Ed | DEM | Total |
|--------------------------|-----|-----------|
| Number of Precincts | | 1 |
| Precincts Reporting | | 1 100.0 % |
| Times Counted | 3/6 | 50.0 % |
| Total Votes | | 3 |
| Chris Cindric | | 3 100.00% |

| DEM Div 9-29th Dist Judge | DEM | Total |
|---------------------------|-------------|--------------|
| Number of Precincts | | 113 |
| Precincts Reporting | | 113 100.0 % |
| Times Counted | 12703/38483 | 33.0 % |
| Total Votes | | 9223 |
| Daniel Cahill | | 9223 100.00% |

| DEM BS 1-1 PCT MAN | DEM | Total |
|---------------------|---------|------------|
| Number of Precincts | | 1 |
| Precincts Reporting | | 1 100.0 % |
| Times Counted | 114/336 | 33.9 % |
| Total Votes | | 13 |
| Write-in Votes | | 13 100.00% |

Election Summary Report
Wyandotte County, KS
Primary Election-8-2-16
Summary For Jurisdiction Wide, All Counters, All Races
Official Results

Date:08/08/16
 Time:13:18:37
 Page:3 of 42

Registered Voters 75203 - Cards Cast 16477 21.91%

Num. Report Precinct 113 - Num. Reporting 113 100.00%

| DEM BS 1-1 PCT WOMAN | DEM | Total |
|----------------------|---------|------------|
| Number of Precincts | | 1 |
| Precincts Reporting | | 1 100.0 % |
| Times Counted | 114/336 | 33.9 % |
| Total Votes | | 12 |
| Write-in Votes | | 12 100.00% |

| DEM BS 4-1 PCT WOMAN | DEM | Total |
|---------------------------------|---------|------------|
| *Juanita Stude 8 Votes* elected | | |
| Number of Precincts | | 1 |
| Precincts Reporting | | 1 100.0 % |
| Times Counted | 158/389 | 40.6 % |
| Total Votes | | 26 |
| *Write-in Votes * | | 26 100.00% |

| DEM BS 2-1 PCT MAN | DEM | Total |
|---------------------|--------|-----------|
| Number of Precincts | | 1 |
| Precincts Reporting | | 1 100.0 % |
| Times Counted | 84/241 | 34.9 % |
| Total Votes | | 9 |
| Write-in Votes | | 9 100.00% |

| DEM ED 1-1 PCT MAN | DEM | Total |
|---------------------|---------|------------|
| Number of Precincts | | 1 |
| Precincts Reporting | | 1 100.0 % |
| Times Counted | 187/633 | 29.5 % |
| Total Votes | | 145 |
| Shane A. Gagnebin | | 142 97.93% |
| Write-in Votes | | 3 2.07% |

| DEM BS 2-1 PCT WOMAN | DEM | Total |
|----------------------|--------|-----------|
| Number of Precincts | | 1 |
| Precincts Reporting | | 1 100.0 % |
| Times Counted | 84/241 | 34.9 % |
| Total Votes | | 5 |
| Write-in Votes | | 5 100.00% |

| DEM ED 1-1 PCT WOMAN | DEM | Total |
|----------------------|---------|------------|
| Number of Precincts | | 1 |
| Precincts Reporting | | 1 100.0 % |
| Times Counted | 187/633 | 29.5 % |
| Total Votes | | 149 |
| Stephanie J.Gagnebin | | 144 96.64% |
| Write-in Votes | | 5 3.36% |

| DEM BS 3-1 PCT MAN | DEM | Total |
|---------------------|---------|------------|
| Number of Precincts | | 1 |
| Precincts Reporting | | 1 100.0 % |
| Times Counted | 131/338 | 38.8 % |
| Total Votes | | 104 |
| Charles O. Thomas | | 103 99.04% |
| Write-in Votes | | 1 0.96% |

| DEM ED 2-1 PCT MAN | DEM | Total |
|---------------------|--------|-----------|
| Number of Precincts | | 1 |
| Precincts Reporting | | 1 100.0 % |
| Times Counted | 27/116 | 23.3 % |
| Total Votes | | 2 |
| Write-in Votes | | 2 100.00% |

| DEM BS 3-1 PCT WOMAN | DEM | Total |
|----------------------|---------|-----------|
| Number of Precincts | | 1 |
| Precincts Reporting | | 1 100.0 % |
| Times Counted | 131/338 | 38.8 % |
| Total Votes | | 7 |
| Write-in Votes | | 7 100.00% |

| DEM ED 2-1 PCT WOMAN | DEM | Total |
|----------------------|--------|-----------|
| Number of Precincts | | 1 |
| Precincts Reporting | | 1 100.0 % |
| Times Counted | 27/116 | 23.3 % |
| Total Votes | | 1 |
| Write-in Votes | | 1 100.00% |

| DEM BS 4-1 PCT MAN | DEM | Total |
|---------------------|---------|------------|
| Number of Precincts | | 1 |
| Precincts Reporting | | 1 100.0 % |
| Times Counted | 158/389 | 40.6 % |
| Total Votes | | 119 |
| Henry Chamberlain | | 102 85.71% |
| Write-in Votes | | 17 14.29% |

| DEM KC 1-1 PCT MAN | DEM | Total |
|---------------------|--------|-----------|
| Number of Precincts | | 1 |
| Precincts Reporting | | 1 100.0 % |
| Times Counted | 43/245 | 17.6 % |
| Total Votes | | 4 |
| Write-in Votes | | 4 100.00% |

Election Summary Report
 Wyandotte County, KS
 Primary Election-8-2-16

Date:08/08/16
 Time:13:18:37
 Page:4 of 42

Summary For Jurisdiction Wide, All Counters, All Races
 Official Results

Registered Voters 75203 - Cards Cast 16477 21.91%

Num. Report Precinct 113 - Num. Reporting 113 100.00%

| DEM KC 1-1 PCT WOMAN | DEM | Total |
|----------------------|--------|---------|
| Number of Precincts | | 1 |
| Precincts Reporting | 1 | 100.0 % |
| Times Counted | 43/245 | 17.6 % |
| Total Votes | 6 | |
| Write-in Votes | 6 | 100.00% |

| DEM KC 2-1 PCT WOMAN | DEM | Total |
|----------------------|--------|---------|
| Number of Precincts | | 1 |
| Precincts Reporting | 1 | 100.0 % |
| Times Counted | 78/229 | 34.1 % |
| Total Votes | 9 | |
| Write-in Votes | 9 | 100.00% |

| DEM KC 1-2 PCT MAN | DEM | Total |
|---------------------|--------|---------|
| Number of Precincts | | 1 |
| Precincts Reporting | 1 | 100.0 % |
| Times Counted | 66/246 | 26.8 % |
| Total Votes | 5 | |
| Write-in Votes | 5 | 100.00% |

| DEM KC 2-2 PCT MAN | DEM | Total |
|----------------------|--------|---------|
| Number of Precincts | | 1 |
| Precincts Reporting | 1 | 100.0 % |
| Times Counted | 78/253 | 30.8 % |
| Total Votes | 62 | |
| MarvinS.Robinson, II | 61 | 98.39% |
| Write-in Votes | 1 | 1.61% |

| DEM KC 1-2 PCT WOMAN | DEM | Total |
|----------------------|--------|---------|
| Number of Precincts | | 1 |
| Precincts Reporting | 1 | 100.0 % |
| Times Counted | 66/246 | 26.8 % |
| Total Votes | 51 | |
| Carolyn A. Wyatt | 49 | 96.08% |
| Write-in Votes | 2 | 3.92% |

| DEM KC 2-2 PCT WOMAN | DEM | Total |
|----------------------|--------|---------|
| Number of Precincts | | 1 |
| Precincts Reporting | 1 | 100.0 % |
| Times Counted | 78/253 | 30.8 % |
| Total Votes | 10 | |
| Write-in Votes | 10 | 100.00% |

| DEM KC 1-3 PCT MAN | DEM | Total |
|-------------------------------------|-------|---------|
| * Nicholas Tomasic 7 Votes* Elected | | |
| Number of Precincts | | 1 |
| Precincts Reporting | 1 | 100.0 % |
| Times Counted | 39/84 | 46.4 % |
| Total Votes | 8 | |
| * Write-in Votes * | 8 | 100.00% |

| DEM KC 2-3 PCT MAN | DEM | Total |
|---------------------|-------|---------|
| Number of Precincts | | 1 |
| Precincts Reporting | 1 | 100.0 % |
| Times Counted | 23/67 | 34.3 % |
| Total Votes | 0 | |
| Write-in Votes | 0 | N/A |

| DEM KC 1-3 PCT WOMAN | DEM | Total |
|--------------------------------------|-------|---------|
| * Nicolette Tomasic 7 Votes* Elected | | |
| Number of Precincts | | 1 |
| Precincts Reporting | 1 | 100.0 % |
| Times Counted | 39/84 | 46.4 % |
| Total Votes | 8 | |
| Write-in Votes | 8 | 100.00% |

| DEM KC 2-3 PCT WOMAN | DEM | Total |
|----------------------|-------|---------|
| Number of Precincts | | 1 |
| Precincts Reporting | 1 | 100.0 % |
| Times Counted | 23/67 | 34.3 % |
| Total Votes | 0 | |
| Write-in Votes | 0 | N/A |

| DEM KC 2-1 PCT MAN | DEM | Total |
|---------------------|--------|---------|
| Number of Precincts | | 1 |
| Precincts Reporting | 1 | 100.0 % |
| Times Counted | 78/229 | 34.1 % |
| Total Votes | 9 | |
| Write-in Votes | 9 | 100.00% |

| DEM KC 2-4 PCT MAN | DEM | Total |
|---------------------|--------|---------|
| Number of Precincts | | 1 |
| Precincts Reporting | 1 | 100.0 % |
| Times Counted | 73/260 | 28.1 % |
| Total Votes | 7 | |
| Write-in Votes | 7 | 100.00% |

Election Summary Report
Wyandotte County, KS
Primary Election-8-2-16
Summary For Jurisdiction Wide, All Counters, All Races
Official Results

Date:08/08/16
 Time:13:18:37
 Page:5 of 42

Registered Voters 75203 - Cards Cast 16477 21.91%

Num. Report Precinct 113 - Num. Reporting 113 100.00%

| DEM KC 2-4 PCT WOMAN | DEM | Total |
|----------------------|--------|---------|
| Number of Precincts | | 1 |
| Precincts Reporting | 1 | 100.0 % |
| Times Counted | 73/260 | 28.1 % |
| Total Votes | 11 | |
| Write-in Votes | 11 | 100.00% |

| DEM KC 3-2 PCT WOMAN | DEM | Total |
|----------------------|---------|---------|
| Number of Precincts | | 1 |
| Precincts Reporting | 1 | 100.0 % |
| Times Counted | 164/679 | 24.2 % |
| Total Votes | 19 | |
| Write-in Votes | 19 | 100.00% |

| DEM KC 2-5 PCT MAN | DEM | Total |
|---------------------|---------|---------|
| Number of Precincts | | 1 |
| Precincts Reporting | 1 | 100.0 % |
| Times Counted | 112/444 | 25.2 % |
| Total Votes | 91 | |
| Vincent K. Persley | 40 | 43.96% |
| Victor B. Trammell | 49 | 53.85% |
| Write-in Votes | 2 | 2.20% |

| DEM KC 3-3 PCT MAN | DEM | Total |
|---------------------|--------|---------|
| Number of Precincts | | 1 |
| Precincts Reporting | 1 | 100.0 % |
| Times Counted | 33/120 | 27.5 % |
| Total Votes | 6 | |
| Write-in Votes | 6 | 100.00% |

| DEM KC 2-5 PCT WOMAN | DEM | Total |
|----------------------|---------|---------|
| Number of Precincts | | 1 |
| Precincts Reporting | 1 | 100.0 % |
| Times Counted | 112/444 | 25.2 % |
| Total Votes | 97 | |
| Valdenia C. Winn | 96 | 98.97% |
| Write-in Votes | 1 | 1.03% |

| DEM KC 3-3 PCT WOMAN | DEM | Total |
|----------------------|--------|---------|
| Number of Precincts | | 1 |
| Precincts Reporting | 1 | 100.0 % |
| Times Counted | 33/120 | 27.5 % |
| Total Votes | 10 | |
| Write-in Votes | 10 | 100.00% |

| DEM KC 3-1 PCT MAN | DEM | Total |
|---------------------|---------|---------|
| Number of Precincts | | 1 |
| Precincts Reporting | 1 | 100.0 % |
| Times Counted | 167/579 | 28.8 % |
| Total Votes | 153 | |
| David Haley | 151 | 98.69% |
| Write-in Votes | 2 | 1.31% |

| DEM KC 3-4 PCT MAN | DEM | Total |
|---------------------|---------|---------|
| Number of Precincts | | 1 |
| Precincts Reporting | 1 | 100.0 % |
| Times Counted | 120/460 | 26.1 % |
| Total Votes | 90 | |
| Tarence Maddox | 88 | 97.78% |
| Write-in Votes | 2 | 2.22% |

| DEM KC 3-1 PCT WOMAN | DEM | Total |
|-----------------------------------|---------|---------|
| * Bobbie Bennett 5 Votes* Elected | | |
| Number of Precincts | | 1 |
| Precincts Reporting | 1 | 100.0 % |
| Times Counted | 167/579 | 28.8 % |
| Total Votes | 19 | |
| *Write-in Votes * | 19 | 100.00% |

| DEM KC 3-4 PCT WOMAN | DEM | Total |
|----------------------|---------|---------|
| Number of Precincts | | 1 |
| Precincts Reporting | 1 | 100.0 % |
| Times Counted | 120/460 | 26.1 % |
| Total Votes | 79 | |
| Brittiany Maddox | 77 | 97.47% |
| Write-in Votes | 2 | 2.53% |

| DEM KC 3-2 PCT MAN | DEM | Total |
|---------------------|---------|---------|
| Number of Precincts | | 1 |
| Precincts Reporting | 1 | 100.0 % |
| Times Counted | 164/679 | 24.2 % |
| Total Votes | 129 | |
| Victor A. Harris | 127 | 98.45% |
| Write-in Votes | 2 | 1.55% |

| DEM KC 4-1 PCT MAN | DEM | Total |
|---------------------|---------|---------|
| Number of Precincts | | 1 |
| Precincts Reporting | 1 | 100.0 % |
| Times Counted | 112/322 | 34.8 % |
| Total Votes | 85 | |
| Ross Henry Stewart | 84 | 98.82% |
| Write-in Votes | 1 | 1.18% |

Election Summary Report
Wyandotte County, KS
Primary Election-8-2-16
Summary For Jurisdiction Wide, All Counters, All Races
Official Results

Date:08/08/16
 Time:13:18:37
 Page:6 of 42

Registered Voters 75203 - Cards Cast 16477 21.91%

Num. Report Precinct 113 - Num. Reporting 113 100.00%

| DEM KC 4-1 PCT WOMAN | DEM | Total |
|----------------------|---------|---------|
| Number of Precincts | | 1 |
| Precincts Reporting | 1 | 100.0 % |
| Times Counted | 112/322 | 34.8 % |
| Total Votes | 7 | |
| Write-in Votes | 7 | 100.00% |

| DEM KC 4-4 PCT WOMAN | DEM | Total |
|----------------------|---------|---------|
| Number of Precincts | | 1 |
| Precincts Reporting | 1 | 100.0 % |
| Times Counted | 141/390 | 36.2 % |
| Total Votes | 117 | |
| Ann C. Golubski | 116 | 99.15% |
| Write-in Votes | 1 | 0.85% |

| DEM KC 4-2 PCT MAN | DEM | Total |
|---------------------|--------|---------|
| Number of Precincts | | 1 |
| Precincts Reporting | 1 | 100.0 % |
| Times Counted | 27/117 | 23.1 % |
| Total Votes | 4 | |
| Write-in Votes | 4 | 100.00% |

| DEM KC 5-1 PCT MAN | DEM | Total |
|----------------------|---------|---------|
| Number of Precincts | | 1 |
| Precincts Reporting | 1 | 100.0 % |
| Times Counted | 103/366 | 28.1 % |
| Total Votes | 82 | |
| Lonnie P. Gilbert Jr | 81 | 98.78% |
| Write-in Votes | 1 | 1.22% |

| DEM KC 4-2 PCT WOMAN | DEM | Total |
|----------------------|--------|---------|
| Number of Precincts | | 1 |
| Precincts Reporting | 1 | 100.0 % |
| Times Counted | 27/117 | 23.1 % |
| Total Votes | 2 | |
| Write-in Votes | 2 | 100.00% |

| DEM KC 5-1 PCT WOMAN | DEM | Total |
|----------------------|---------|---------|
| Number of Precincts | | 1 |
| Precincts Reporting | 1 | 100.0 % |
| Times Counted | 103/366 | 28.1 % |
| Total Votes | 4 | |
| Write-in Votes | 4 | 100.00% |

| DEM KC 4-3 PCT MAN | DEM | Total |
|---------------------|--------|---------|
| Number of Precincts | | 1 |
| Precincts Reporting | 1 | 100.0 % |
| Times Counted | 63/222 | 28.4 % |
| Total Votes | 45 | |
| Alex Mathew | 45 | 100.00% |
| Write-in Votes | 0 | 0.00% |

| DEM KC 5-2 PCT MAN | DEM | Total |
|---------------------|--------|---------|
| Number of Precincts | | 1 |
| Precincts Reporting | 1 | 100.0 % |
| Times Counted | 28/167 | 16.8 % |
| Total Votes | 1 | |
| Write-in Votes | 1 | 100.00% |

| DEM KC 4-3 PCT WOMAN | DEM | Total |
|----------------------|--------|---------|
| Number of Precincts | | 1 |
| Precincts Reporting | 1 | 100.0 % |
| Times Counted | 63/222 | 28.4 % |
| Total Votes | 48 | |
| Joanne R. Huey | 47 | 97.92% |
| Write-in Votes | 1 | 2.08% |

| DEM KC 5-2 PCT WOMAN | DEM | Total |
|----------------------|--------|---------|
| Number of Precincts | | 1 |
| Precincts Reporting | 1 | 100.0 % |
| Times Counted | 28/167 | 16.8 % |
| Total Votes | 25 | |
| Cristal Perez-Garcia | 25 | 100.00% |
| Write-in Votes | 0 | 0.00% |

| DEM KC 4-4 PCT MAN | DEM | Total |
|---------------------|---------|---------|
| Number of Precincts | | 1 |
| Precincts Reporting | 1 | 100.0 % |
| Times Counted | 141/390 | 36.2 % |
| Total Votes | 115 | |
| Fred A. Golubski | 113 | 98.26% |
| Write-in Votes | 2 | 1.74% |

| DEM KC 5-3 PCT MAN | DEM | Total |
|---------------------|--------|---------|
| Number of Precincts | | 1 |
| Precincts Reporting | 1 | 100.0 % |
| Times Counted | 28/178 | 15.7 % |
| Total Votes | 2 | |
| Write-in Votes | 2 | 100.00% |

Election Summary Report
Wyandotte County, KS
Primary Election-8-2-16
Summary For Jurisdiction Wide, All Counters, All Races
Official Results

Date:08/08/16
 Time:13:18:37
 Page:7 of 42

Registered Voters 75203 - Cards Cast 16477 21.91%

Num. Report Precinct 113 - Num. Reporting 113 100.00%

| DEM KC 5-3 PCT WOMAN | DEM | Total |
|----------------------|--------|---------|
| Number of Precincts | | 1 |
| Precincts Reporting | 1 | 100.0 % |
| Times Counted | 28/178 | 15.7 % |
| Total Votes | 4 | |
| Write-in Votes | 4 | 100.00% |

| DEM KC 6-1 PCT WOMAN | DEM | Total |
|----------------------|--------|---------|
| Number of Precincts | | 1 |
| Precincts Reporting | 1 | 100.0 % |
| Times Counted | 41/204 | 20.1 % |
| Total Votes | 4 | |
| Write-in Votes | 4 | 100.00% |

| DEM KC 5-4 PCT MAN | DEM | Total |
|---------------------|--------|---------|
| Number of Precincts | | 1 |
| Precincts Reporting | 1 | 100.0 % |
| Times Counted | 22/140 | 15.7 % |
| Total Votes | 3 | |
| Write-in Votes | 3 | 100.00% |

| DEM KC 6-2 PCT MAN | DEM | Total |
|---------------------|-------|---------|
| Number of Precincts | | 1 |
| Precincts Reporting | 1 | 100.0 % |
| Times Counted | 15/71 | 21.1 % |
| Total Votes | 0 | |
| Write-in Votes | 0 | N/A |

| DEM KC 5-4 PCT WOMAN | DEM | Total |
|----------------------|--------|---------|
| Number of Precincts | | 1 |
| Precincts Reporting | 1 | 100.0 % |
| Times Counted | 22/140 | 15.7 % |
| Total Votes | 2 | |
| Write-in Votes | 2 | 100.00% |

| DEM KC 6-2 PCT WOMAN | DEM | Total |
|----------------------|-------|---------|
| Number of Precincts | | 1 |
| Precincts Reporting | 1 | 100.0 % |
| Times Counted | 15/71 | 21.1 % |
| Total Votes | 1 | |
| Write-in Votes | 1 | 100.00% |

| DEM KC 5-5 PCT MAN | DEM | Total |
|---------------------|--------|---------|
| Number of Precincts | | 1 |
| Precincts Reporting | 1 | 100.0 % |
| Times Counted | 49/183 | 26.8 % |
| Total Votes | 7 | |
| Write-in Votes | 7 | 100.00% |

| DEM KC 7-1 PCT MAN | DEM | Total |
|---------------------|--------|---------|
| Number of Precincts | | 1 |
| Precincts Reporting | 1 | 100.0 % |
| Times Counted | 61/240 | 25.4 % |
| Total Votes | 1 | |
| Write-in Votes | 1 | 100.00% |

| DEM KC 5-5 PCT WOMAN | DEM | Total |
|----------------------|--------|---------|
| Number of Precincts | | 1 |
| Precincts Reporting | 1 | 100.0 % |
| Times Counted | 49/183 | 26.8 % |
| Total Votes | 4 | |
| Write-in Votes | 4 | 100.00% |

| DEM KC 7-1 PCT WOMAN | DEM | Total |
|----------------------|--------|---------|
| Number of Precincts | | 1 |
| Precincts Reporting | 1 | 100.0 % |
| Times Counted | 61/240 | 25.4 % |
| Total Votes | 2 | |
| Write-in Votes | 2 | 100.00% |

| DEM KC 6-1 PCT MAN | DEM | Total |
|---------------------|--------|---------|
| Number of Precincts | | 1 |
| Precincts Reporting | 1 | 100.0 % |
| Times Counted | 41/204 | 20.1 % |
| Total Votes | 5 | |
| Write-in Votes | 5 | 100.00% |

| DEM KC 7-2 PCT MAN | DEM | Total |
|---------------------|--------|---------|
| Number of Precincts | | 1 |
| Precincts Reporting | 1 | 100.0 % |
| Times Counted | 56/183 | 30.6 % |
| Total Votes | 3 | |
| Write-in Votes | 3 | 100.00% |

Election Summary Report
Wyandotte County, KS
Primary Election-8-2-16
Summary For Jurisdiction Wide, All Counters, All Races
Official Results

Date:08/08/16
 Time:13:18:37
 Page:8 of 42

Registered Voters 75203 - Cards Cast 16477 21.91%

Num. Report Precinct 113 - Num. Reporting 113 100.00%

| DEM KC 7-2 PCT WOMAN | DEM | Total |
|----------------------|--------|---------|
| Number of Precincts | | 1 |
| Precincts Reporting | 1 | 100.0 % |
| Times Counted | 56/183 | 30.6 % |
| Total Votes | 4 | |
| Write-in Votes | 4 | 100.00% |

| DEM KC 7-5 PCT WOMAN | DEM | Total |
|----------------------|--------|---------|
| Number of Precincts | | 1 |
| Precincts Reporting | 1 | 100.0 % |
| Times Counted | 34/116 | 29.3 % |
| Total Votes | 2 | |
| Write-in Votes | 2 | 100.00% |

| DEM KC 7-3 PCT MAN | DEM | Total |
|---------------------|---------|---------|
| Number of Precincts | | 1 |
| Precincts Reporting | 1 | 100.0 % |
| Times Counted | 100/344 | 29.1 % |
| Total Votes | 6 | |
| Write-in Votes | 6 | 100.00% |

| DEM KC 7-6 PCT MAN | DEM | Total |
|---------------------|---------|---------|
| Number of Precincts | | 1 |
| Precincts Reporting | 1 | 100.0 % |
| Times Counted | 152/450 | 33.8 % |
| Total Votes | 11 | |
| Write-in Votes | 11 | 100.00% |

| DEM KC 7-3 PCT WOMAN | DEM | Total |
|----------------------|---------|---------|
| Number of Precincts | | 1 |
| Precincts Reporting | 1 | 100.0 % |
| Times Counted | 100/344 | 29.1 % |
| Total Votes | 6 | |
| Write-in Votes | 6 | 100.00% |

| DEM KC 7-6 PCT WOMAN | DEM | Total |
|----------------------|---------|---------|
| Number of Precincts | | 1 |
| Precincts Reporting | 1 | 100.0 % |
| Times Counted | 152/450 | 33.8 % |
| Total Votes | 11 | |
| Write-in Votes | 11 | 100.00% |

| DEM KC 7-4 PCT MAN | DEM | Total |
|---------------------|---------|---------|
| Number of Precincts | | 1 |
| Precincts Reporting | 1 | 100.0 % |
| Times Counted | 116/328 | 35.4 % |
| Total Votes | 9 | |
| Write-in Votes | 9 | 100.00% |

| DEM KC 7-7 PCT MAN | DEM | Total |
|---------------------|--------|---------|
| Number of Precincts | | 1 |
| Precincts Reporting | 1 | 100.0 % |
| Times Counted | 54/253 | 21.3 % |
| Total Votes | 4 | |
| Write-in Votes | 4 | 100.00% |

| DEM KC 7-4 PCT WOMAN | DEM | Total |
|----------------------|---------|---------|
| Number of Precincts | | 1 |
| Precincts Reporting | 1 | 100.0 % |
| Times Counted | 116/328 | 35.4 % |
| Total Votes | 8 | |
| Write-in Votes | 8 | 100.00% |

| DEM KC 7-7 PCT WOMAN | DEM | Total |
|----------------------|--------|---------|
| Number of Precincts | | 1 |
| Precincts Reporting | 1 | 100.0 % |
| Times Counted | 54/253 | 21.3 % |
| Total Votes | 5 | |
| Write-in Votes | 5 | 100.00% |

| DEM KC 7-5 PCT MAN | DEM | Total |
|---------------------|--------|---------|
| Number of Precincts | | 1 |
| Precincts Reporting | 1 | 100.0 % |
| Times Counted | 34/116 | 29.3 % |
| Total Votes | 4 | |
| Write-in Votes | 4 | 100.00% |

| DEM KC 7-8 PCT MAN | DEM | Total |
|---------------------|---------|---------|
| Number of Precincts | | 1 |
| Precincts Reporting | 1 | 100.0 % |
| Times Counted | 146/558 | 26.2 % |
| Total Votes | 8 | |
| Write-in Votes | 8 | 100.00% |

Election Summary Report
Wyandotte County, KS
Primary Election-8-2-16
Summary For Jurisdiction Wide, All Counters, All Races
Official Results

Date:08/08/16
 Time:13:18:37
 Page:9 of 42

Registered Voters 75203 - Cards Cast 16477 21.91%

Num. Report Precinct 113 - Num. Reporting 113 100.00%

| DEM KC 7-8 PCT WOMAN | DEM | Total |
|----------------------|---------|-----------|
| Number of Precincts | | 1 |
| Precincts Reporting | | 1 100.0 % |
| Times Counted | 146/558 | 26.2 % |
| Total Votes | | 108 |
| Janet Alvey Powell | 105 | 97.22% |
| Write-in Votes | 3 | 2.78% |

| DEM KC 8-2 PCT WOMAN | DEM | Total |
|----------------------|--------|-----------|
| Number of Precincts | | 1 |
| Precincts Reporting | | 1 100.0 % |
| Times Counted | 94/393 | 23.9 % |
| Total Votes | | 6 |
| Write-in Votes | 6 | 100.00% |

| DEM KC 7-9 PCT MAN | DEM | Total |
|---------------------|---------|-----------|
| Number of Precincts | | 1 |
| Precincts Reporting | | 1 100.0 % |
| Times Counted | 127/407 | 31.2 % |
| Total Votes | | 108 |
| John Pettey | 106 | 98.15% |
| Write-in Votes | 2 | 1.85% |

| DEM KC 8-3 PCT MAN | DEM | Total |
|---------------------|---------|-----------|
| Number of Precincts | | 1 |
| Precincts Reporting | | 1 100.0 % |
| Times Counted | 157/491 | 32.0 % |
| Total Votes | | 10 |
| Write-in Votes | 10 | 100.00% |

| DEM KC 7-9 PCT WOMAN | DEM | Total |
|----------------------|---------|-----------|
| Number of Precincts | | 1 |
| Precincts Reporting | | 1 100.0 % |
| Times Counted | 127/407 | 31.2 % |
| Total Votes | | 111 |
| Pat Pettey | 107 | 96.40% |
| Write-in Votes | 4 | 3.60% |

| DEM KC 8-3 PCT WOMAN | DEM | Total |
|----------------------|---------|-----------|
| Number of Precincts | | 1 |
| Precincts Reporting | | 1 100.0 % |
| Times Counted | 157/491 | 32.0 % |
| Total Votes | | 12 |
| Write-in Votes | 12 | 100.00% |

| DEM KC 8-1 PCT MAN | DEM | Total |
|---------------------|--------|-----------|
| Number of Precincts | | 1 |
| Precincts Reporting | | 1 100.0 % |
| Times Counted | 69/368 | 18.8 % |
| Total Votes | | 5 |
| Write-in Votes | 5 | 100.00% |

| DEM KC 8-4 PCT MAN | DEM | Total |
|---------------------|---------|-----------|
| Number of Precincts | | 1 |
| Precincts Reporting | | 1 100.0 % |
| Times Counted | 104/383 | 27.2 % |
| Total Votes | | 8 |
| Write-in Votes | 8 | 100.00% |

| DEM KC 8-1 PCT WOMAN | DEM | Total |
|----------------------|--------|-----------|
| Number of Precincts | | 1 |
| Precincts Reporting | | 1 100.0 % |
| Times Counted | 69/368 | 18.8 % |
| Total Votes | | 5 |
| Write-in Votes | 5 | 100.00% |

| DEM KC 8-4 PCT WOMAN | DEM | Total |
|----------------------|---------|-----------|
| Number of Precincts | | 1 |
| Precincts Reporting | | 1 100.0 % |
| Times Counted | 104/383 | 27.2 % |
| Total Votes | | 6 |
| Write-in Votes | 6 | 100.00% |

| DEM KC 8-2 PCT MAN | DEM | Total |
|---------------------|--------|-----------|
| Number of Precincts | | 1 |
| Precincts Reporting | | 1 100.0 % |
| Times Counted | 94/393 | 23.9 % |
| Total Votes | | 6 |
| Write-in Votes | 6 | 100.00% |

| DEM KC 9-1 PCT MAN | DEM | Total |
|---------------------|-------|-----------|
| Number of Precincts | | 1 |
| Precincts Reporting | | 1 100.0 % |
| Times Counted | 20/64 | 31.3 % |
| Total Votes | | 1 |
| Write-in Votes | 1 | 100.00% |

Election Summary Report
Wyandotte County, KS
Primary Election-8-2-16
Summary For Jurisdiction Wide, All Counters, All Races
Official Results

Date:08/08/16
 Time:13:18:37
 Page:10 of 42

Registered Voters 75203 - Cards Cast 16477 21.91%

Num. Report Precinct 113 - Num. Reporting 113 100.00%

| DEM KC 9-1 PCT WOMAN | DEM | Total |
|----------------------|-------|---------|
| Number of Precincts | | 1 |
| Precincts Reporting | 1 | 100.0 % |
| Times Counted | 20/64 | 31.3 % |
| Total Votes | 19 | |
| Bridget Holton-Deere | 19 | 100.00% |
| Write-in Votes | 0 | 0.00% |

| DEM KC 9-4 PCT WOMAN | DEM | Total |
|----------------------|--------|---------|
| Number of Precincts | | 1 |
| Precincts Reporting | 1 | 100.0 % |
| Times Counted | 23/102 | 22.5 % |
| Total Votes | 1 | |
| Write-in Votes | 1 | 100.00% |

| DEM KC 9-2 PCT MAN | DEM | Total |
|---------------------|--------|---------|
| Number of Precincts | | 1 |
| Precincts Reporting | 1 | 100.0 % |
| Times Counted | 56/294 | 19.0 % |
| Total Votes | 4 | |
| Write-in Votes | 4 | 100.00% |

| DEM KC 9-5 PCT MAN | DEM | Total |
|---------------------|------|---------|
| Number of Precincts | | 1 |
| Precincts Reporting | 1 | 100.0 % |
| Times Counted | 5/14 | 35.7 % |
| Total Votes | 0 | |
| Write-in Votes | 0 | N/A |

| DEM KC 9-2 PCT WOMAN | DEM | Total |
|----------------------|--------|---------|
| Number of Precincts | | 1 |
| Precincts Reporting | 1 | 100.0 % |
| Times Counted | 56/294 | 19.0 % |
| Total Votes | 6 | |
| Write-in Votes | 6 | 100.00% |

| DEM KC 9-5 PCT WOMAN | DEM | Total |
|----------------------|------|---------|
| Number of Precincts | | 1 |
| Precincts Reporting | 1 | 100.0 % |
| Times Counted | 5/14 | 35.7 % |
| Total Votes | 0 | |
| Write-in Votes | 0 | N/A |

| DEM KC 9-3 PCT MAN | DEM | Total |
|---------------------|---------|---------|
| Number of Precincts | | 1 |
| Precincts Reporting | 1 | 100.0 % |
| Times Counted | 226/687 | 32.9 % |
| Total Votes | 15 | |
| Write-in Votes | 15 | 100.00% |

| DEM KC 9-6 PCT MAN | DEM | Total |
|---------------------|---------|---------|
| Number of Precincts | | 1 |
| Precincts Reporting | 1 | 100.0 % |
| Times Counted | 121/481 | 25.2 % |
| Total Votes | 88 | |
| Leonard Stallings | 82 | 93.18% |
| Write-in Votes | 6 | 6.82% |

| DEM KC 9-3 PCT WOMAN | DEM | Total |
|----------------------|---------|---------|
| Number of Precincts | | 1 |
| Precincts Reporting | 1 | 100.0 % |
| Times Counted | 226/687 | 32.9 % |
| Total Votes | 24 | |
| Write-in Votes | 24 | 100.00% |

| DEM KC 9-6 PCT WOMAN | DEM | Total |
|----------------------|---------|---------|
| Number of Precincts | | 1 |
| Precincts Reporting | 1 | 100.0 % |
| Times Counted | 121/481 | 25.2 % |
| Total Votes | 106 | |
| Irene M. Breedlove | 72 | 67.92% |
| Beverly Jene Darby | 31 | 29.25% |
| Write-in Votes | 3 | 2.83% |

| DEM KC 9-4 PCT MAN | DEM | Total |
|---------------------|--------|---------|
| Number of Precincts | | 1 |
| Precincts Reporting | 1 | 100.0 % |
| Times Counted | 23/102 | 22.5 % |
| Total Votes | 1 | |
| Write-in Votes | 1 | 100.00% |

| DEM KC 9-7 PCT MAN | DEM | Total |
|---------------------|--------|---------|
| Number of Precincts | | 1 |
| Precincts Reporting | 1 | 100.0 % |
| Times Counted | 90/400 | 22.5 % |
| Total Votes | 8 | |
| Write-in Votes | 8 | 100.00% |

Election Summary Report
 Wyandotte County, KS
 Primary Election-8-2-16
 Summary For Jurisdiction Wide, All Counters, All Races
 Official Results

Date:08/08/16
 Time:13:18:37
 Page:11 of 42

Registered Voters 75203 - Cards Cast 16477 21.91%

Num. Report Precinct 113 - Num. Reporting 113 100.00%

| DEM KC 9-7 PCT WOMAN | DEM | Total |
|----------------------|--------|---------|
| Number of Precincts | | 1 |
| Precincts Reporting | 1 | 100.0 % |
| Times Counted | 90/400 | 22.5 % |
| Total Votes | 10 | |
| Write-in Votes | 10 | 100.00% |

| DEM KC 9-10 PCT WOMAN | DEM | Total |
|-----------------------|---------|---------|
| Number of Precincts | | 1 |
| Precincts Reporting | 1 | 100.0 % |
| Times Counted | 184/442 | 41.6 % |
| Total Votes | 147 | |
| Maria Cecilia Ysaac | 144 | 97.96% |
| Write-in Votes | 3 | 2.04% |

| DEM KC 9-8 PCT MAN | DEM | Total |
|---------------------|--------|---------|
| Number of Precincts | | 1 |
| Precincts Reporting | 1 | 100.0 % |
| Times Counted | 94/259 | 36.3 % |
| Total Votes | 8 | |
| Write-in Votes | 8 | 100.00% |

| DEM KC 9-11 PCT MAN | DEM | Total |
|---------------------|---------|---------|
| Number of Precincts | | 1 |
| Precincts Reporting | 1 | 100.0 % |
| Times Counted | 196/590 | 33.2 % |
| Total Votes | 23 | |
| Write-in Votes | 23 | 100.00% |

| DEM KC 9-8 PCT WOMAN | DEM | Total |
|----------------------|--------|---------|
| Number of Precincts | | 1 |
| Precincts Reporting | 1 | 100.0 % |
| Times Counted | 94/259 | 36.3 % |
| Total Votes | 73 | |
| Janet Waugh | 72 | 98.63% |
| Write-in Votes | 1 | 1.37% |

| DEM KC 9-11 PCT WOMAN | DEM | Total |
|-----------------------|---------|---------|
| Number of Precincts | | 1 |
| Precincts Reporting | 1 | 100.0 % |
| Times Counted | 196/590 | 33.2 % |
| Total Votes | 22 | |
| Write-in Votes | 22 | 100.00% |

| DEM KC 9-9 PCT MAN | DEM | Total |
|---------------------|--------|---------|
| Number of Precincts | | 1 |
| Precincts Reporting | 1 | 100.0 % |
| Times Counted | 45/151 | 29.8 % |
| Total Votes | 6 | |
| Write-in Votes | 6 | 100.00% |

| DEM KC 9-12 PCT MAN | DEM | Total |
|---------------------|---------|---------|
| Number of Precincts | | 1 |
| Precincts Reporting | 1 | 100.0 % |
| Times Counted | 112/371 | 30.2 % |
| Total Votes | 7 | |
| Write-in Votes | 7 | 100.00% |

| DEM KC 9-9 PCT WOMAN | DEM | Total |
|----------------------|--------|---------|
| Number of Precincts | | 1 |
| Precincts Reporting | 1 | 100.0 % |
| Times Counted | 45/151 | 29.8 % |
| Total Votes | 9 | |
| Write-in Votes | 9 | 100.00% |

| DEM KC 9-12 PCT WOMAN | DEM | Total |
|-----------------------|---------|---------|
| Number of Precincts | | 1 |
| Precincts Reporting | 1 | 100.0 % |
| Times Counted | 112/371 | 30.2 % |
| Total Votes | 14 | |
| Write-in Votes | 14 | 100.00% |

| DEM KC 9-10 PCT MAN | DEM | Total |
|---------------------|---------|---------|
| Number of Precincts | | 1 |
| Precincts Reporting | 1 | 100.0 % |
| Times Counted | 184/442 | 41.6 % |
| Total Votes | 155 | |
| Thomas Hochard | 48 | 30.97% |
| Norman D. Scott | 105 | 67.74% |
| Write-in Votes | 2 | 1.29% |

| DEM KC 9-13 PCT MAN | DEM | Total |
|---------------------|--------|---------|
| Number of Precincts | | 1 |
| Precincts Reporting | 1 | 100.0 % |
| Times Counted | 78/286 | 27.3 % |
| Total Votes | 11 | |
| Write-in Votes | 11 | 100.00% |

Election Summary Report
Wyandotte County, KS
Primary Election-8-2-16
Summary For Jurisdiction Wide, All Counters, All Races
Official Results

Date:08/08/16
 Time:13:18:37
 Page:12 of 42

Registered Voters 75203 - Cards Cast 16477 21.91%

Num. Report Precinct 113 - Num. Reporting 113 100.00%

| DEM KC 9-13 PCT WOMAN | DEM | Total |
|-----------------------|--------|-----------|
| Number of Precincts | | 1 |
| Precincts Reporting | | 1 100.0 % |
| Times Counted | 78/286 | 27.3 % |
| Total Votes | 7 | |
| Write-in Votes | 7 | 100.00% |

| DEM KC 9-16 PCT WOMAN | DEM | Total |
|-----------------------|---------|-----------|
| Number of Precincts | | 1 |
| Precincts Reporting | | 1 100.0 % |
| Times Counted | 155/531 | 29.2 % |
| Total Votes | 127 | |
| Denette Kelly | 124 | 97.64% |
| Write-in Votes | 3 | 2.36% |

| DEM KC 9-14 PCT MAN | DEM | Total |
|---------------------|---------|-----------|
| Number of Precincts | | 1 |
| Precincts Reporting | | 1 100.0 % |
| Times Counted | 119/315 | 37.8 % |
| Total Votes | 98 | |
| Charles Ikerd | 98 | 100.00% |
| Write-in Votes | 0 | 0.00% |

| DEM KC 10-1 PCT MAN | DEM | Total |
|---------------------|---------|-----------|
| Number of Precincts | | 1 |
| Precincts Reporting | | 1 100.0 % |
| Times Counted | 189/613 | 30.8 % |
| Total Votes | 154 | |
| Cedric T. Patton | 151 | 98.05% |
| Write-in Votes | 3 | 1.95% |

| DEM KC 9-14 PCT WOMAN | DEM | Total |
|-----------------------|---------|-----------|
| Number of Precincts | | 1 |
| Precincts Reporting | | 1 100.0 % |
| Times Counted | 119/315 | 37.8 % |
| Total Votes | 96 | |
| Shirley Carter-Ikerd | 96 | 100.00% |
| Write-in Votes | 0 | 0.00% |

| DEM KC 10-1 PCT WOMAN | DEM | Total |
|-----------------------|---------|-----------|
| Number of Precincts | | 1 |
| Precincts Reporting | | 1 100.0 % |
| Times Counted | 189/613 | 30.8 % |
| Total Votes | 151 | |
| Wanda Robinson-Owens | 146 | 96.69% |
| Write-in Votes | 5 | 3.31% |

| DEM KC 9-15 PCT MAN | DEM | Total |
|---------------------|-----|-----------|
| Number of Precincts | | 1 |
| Precincts Reporting | | 1 100.0 % |
| Times Counted | 0/0 | |
| Total Votes | 0 | |
| Write-in Votes | 0 | N/A |

| DEM KC 10-2 PCT MAN | DEM | Total |
|---------------------|---------|-----------|
| Number of Precincts | | 1 |
| Precincts Reporting | | 1 100.0 % |
| Times Counted | 244/919 | 26.6 % |
| Total Votes | 26 | |
| Write-in Votes | 26 | 100.00% |

| DEM KC 9-15 PCT WOMAN | DEM | Total |
|-----------------------|-----|-----------|
| Number of Precincts | | 1 |
| Precincts Reporting | | 1 100.0 % |
| Times Counted | 0/0 | |
| Total Votes | 0 | |
| Write-in Votes | 0 | N/A |

| DEM KC 10-2 PCT WOMAN | DEM | Total |
|-----------------------|---------|-----------|
| Number of Precincts | | 1 |
| Precincts Reporting | | 1 100.0 % |
| Times Counted | 244/919 | 26.6 % |
| Total Votes | 39 | |
| Write-in Votes | 39 | 100.00% |

| DEM KC 9-16 PCT MAN | DEM | Total |
|---------------------|---------|-----------|
| Number of Precincts | | 1 |
| Precincts Reporting | | 1 100.0 % |
| Times Counted | 155/531 | 29.2 % |
| Total Votes | 134 | |
| Bill Hutton | 132 | 98.51% |
| Write-in Votes | 2 | 1.49% |

| DEM KC 10-3 PCT MAN | DEM | Total |
|---------------------|-------|-----------|
| Number of Precincts | | 1 |
| Precincts Reporting | | 1 100.0 % |
| Times Counted | 11/44 | 25.0 % |
| Total Votes | 0 | |
| Write-in Votes | 0 | N/A |

Election Summary Report
 Wyandotte County, KS
 Primary Election-8-2-16
 Summary For Jurisdiction Wide, All Counters, All Races
 Official Results

Date:08/08/16
 Time:13:18:37
 Page:13 of 42

Registered Voters 75203 - Cards Cast 16477 21.91%

Num. Report Precinct 113 - Num. Reporting 113 100.00%

| DEM KC 10-3 PCT WOMAN | DEM | Total |
|-----------------------|-------|---------|
| Number of Precincts | | 1 |
| Precincts Reporting | 1 | 100.0 % |
| Times Counted | 11/44 | 25.0 % |
| Total Votes | 0 | |
| Write-in Votes | 0 | N/A |

| DEM KC 11-1 PCT WOMAN | DEM | Total |
|-----------------------|---------|---------|
| Number of Precincts | | 1 |
| Precincts Reporting | 1 | 100.0 % |
| Times Counted | 146/528 | 27.7 % |
| Total Votes | 21 | |
| Write-in Votes | 21 | 100.00% |

| DEM KC 10-4 PCT MAN | DEM | Total |
|---------------------|---------|---------|
| Number of Precincts | | 1 |
| Precincts Reporting | 1 | 100.0 % |
| Times Counted | 107/316 | 33.9 % |
| Total Votes | 11 | |
| Write-in Votes | 11 | 100.00% |

| DEM KC 11-2 PCT MAN | DEM | Total |
|---------------------|---------|---------|
| Number of Precincts | | 1 |
| Precincts Reporting | 1 | 100.0 % |
| Times Counted | 147/461 | 31.9 % |
| Total Votes | 24 | |
| Write-in Votes | 24 | 100.00% |

| DEM KC 10-4 PCT WOMAN | DEM | Total |
|-----------------------|---------|---------|
| Number of Precincts | | 1 |
| Precincts Reporting | 1 | 100.0 % |
| Times Counted | 107/316 | 33.9 % |
| Total Votes | 14 | |
| Write-in Votes | 14 | 100.00% |

| DEM KC 11-2 PCT WOMAN | DEM | Total |
|-----------------------|---------|---------|
| Number of Precincts | | 1 |
| Precincts Reporting | 1 | 100.0 % |
| Times Counted | 147/461 | 31.9 % |
| Total Votes | 19 | |
| Write-in Votes | 19 | 100.00% |

| DEM KC 10-5 PCT MAN | DEM | Total |
|---------------------|---------|---------|
| Number of Precincts | | 1 |
| Precincts Reporting | 1 | 100.0 % |
| Times Counted | 160/526 | 30.4 % |
| Total Votes | 130 | |
| Clayton Hunter | 123 | 94.62% |
| Write-in Votes | 7 | 5.38% |

| DEM KC 11-3 PCT MAN | DEM | Total |
|---------------------|---------|---------|
| Number of Precincts | | 1 |
| Precincts Reporting | 1 | 100.0 % |
| Times Counted | 203/581 | 34.9 % |
| Total Votes | 18 | |
| Write-in Votes | 18 | 100.00% |

| DEM KC 10-5 PCT WOMAN | DEM | Total |
|-----------------------|---------|---------|
| Number of Precincts | | 1 |
| Precincts Reporting | 1 | 100.0 % |
| Times Counted | 160/526 | 30.4 % |
| Total Votes | 17 | |
| Write-in Votes | 17 | 100.00% |

| DEM KC 11-3 PCT WOMAN | DEM | Total |
|-----------------------|---------|---------|
| Number of Precincts | | 1 |
| Precincts Reporting | 1 | 100.0 % |
| Times Counted | 203/581 | 34.9 % |
| Total Votes | 19 | |
| Write-in Votes | 19 | 100.00% |

| DEM KC 11-1 PCT MAN | DEM | Total |
|---------------------|---------|---------|
| Number of Precincts | | 1 |
| Precincts Reporting | 1 | 100.0 % |
| Times Counted | 146/528 | 27.7 % |
| Total Votes | 20 | |
| Write-in Votes | 20 | 100.00% |

| DEM KC 11-4 PCT MAN | DEM | Total |
|---------------------|---------|---------|
| Number of Precincts | | 1 |
| Precincts Reporting | 1 | 100.0 % |
| Times Counted | 126/515 | 24.5 % |
| Total Votes | 10 | |
| Write-in Votes | 10 | 100.00% |

Election Summary Report
 Wyandotte County, KS
 Primary Election-8-2-16
 Summary For Jurisdiction Wide, All Counters, All Races
 Official Results

Date:08/08/16
 Time:13:18:37
 Page:15 of 42

Registered Voters 75203 - Cards Cast 16477 21.91%

Num. Report Precinct 113 - Num. Reporting 113 100.00%

| DEM KC 11-10 PCT WOMAN | DEM | Total |
|------------------------|---------|---------|
| Number of Precincts | | 1 |
| Precincts Reporting | 1 | 100.0 % |
| Times Counted | 226/523 | 43.2 % |
| Total Votes | 17 | |
| Write-in Votes | 17 | 100.00% |

| DEM KC 12-1 PCT WOMAN | DEM | Total |
|-----------------------|--------|---------|
| Number of Precincts | | 1 |
| Precincts Reporting | 1 | 100.0 % |
| Times Counted | 90/322 | 28.0 % |
| Total Votes | 79 | |
| Carroll V. O'Neal | 78 | 98.73% |
| Write-in Votes | 1 | 1.27% |

| DEM KC 11-11 PCT MAN | DEM | Total |
|----------------------|---------|---------|
| Number of Precincts | | 1 |
| Precincts Reporting | 1 | 100.0 % |
| Times Counted | 303/594 | 51.0 % |
| Total Votes | 30 | |
| Write-in Votes | 30 | 100.00% |

| DEM KC 12-2 PCT MAN | DEM | Total |
|---------------------|--------|---------|
| Number of Precincts | | 1 |
| Precincts Reporting | 1 | 100.0 % |
| Times Counted | 32/223 | 14.3 % |
| Total Votes | 2 | |
| Write-in Votes | 2 | 100.00% |

| DEM KC 11-11 PCT WOMAN | DEM | Total |
|------------------------|---------|---------|
| Number of Precincts | | 1 |
| Precincts Reporting | 1 | 100.0 % |
| Times Counted | 303/594 | 51.0 % |
| Total Votes | 30 | |
| Write-in Votes | 30 | 100.00% |

| DEM KC 12-2 PCT WOMAN | DEM | Total |
|-----------------------|--------|---------|
| Number of Precincts | | 1 |
| Precincts Reporting | 1 | 100.0 % |
| Times Counted | 32/223 | 14.3 % |
| Total Votes | 5 | |
| Write-in Votes | 5 | 100.00% |

| DEM KC 11-12 PCT MAN | DEM | Total |
|----------------------|-------|---------|
| Number of Precincts | | 1 |
| Precincts Reporting | 1 | 100.0 % |
| Times Counted | 34/76 | 44.7 % |
| Total Votes | 1 | |
| Write-in Votes | 1 | 100.00% |

| DEM KC 12-3 PCT MAN | DEM | Total |
|---------------------|--------|---------|
| Number of Precincts | | 1 |
| Precincts Reporting | 1 | 100.0 % |
| Times Counted | 84/328 | 25.6 % |
| Total Votes | 9 | |
| Write-in Votes | 9 | 100.00% |

| DEM KC 11-12 PCT WOMAN | DEM | Total |
|------------------------|-------|---------|
| Number of Precincts | | 1 |
| Precincts Reporting | 1 | 100.0 % |
| Times Counted | 34/76 | 44.7 % |
| Total Votes | 2 | |
| Write-in Votes | 2 | 100.00% |

| DEM KC 12-3 PCT WOMAN | DEM | Total |
|-----------------------|--------|---------|
| Number of Precincts | | 1 |
| Precincts Reporting | 1 | 100.0 % |
| Times Counted | 84/328 | 25.6 % |
| Total Votes | 6 | |
| Write-in Votes | 6 | 100.00% |

| DEM KC 12-1 PCT MAN | DEM | Total |
|---------------------|--------|---------|
| Number of Precincts | | 1 |
| Precincts Reporting | 1 | 100.0 % |
| Times Counted | 90/322 | 28.0 % |
| Total Votes | 80 | |
| Mark Mohler | 77 | 96.25% |
| Write-in Votes | 3 | 3.75% |

| DEM KC 12-4 PCT MAN | DEM | Total |
|---------------------|---------|---------|
| Number of Precincts | | 1 |
| Precincts Reporting | 1 | 100.0 % |
| Times Counted | 117/333 | 35.1 % |
| Total Votes | 7 | |
| Write-in Votes | 7 | 100.00% |

Election Summary Report
Wyandotte County, KS
Primary Election-8-2-16
Summary For Jurisdiction Wide, All Counters, All Races
Official Results

Date:08/08/16
 Time:13:18:37
 Page:16 of 42

Registered Voters 75203 - Cards Cast 16477 21.91%

Num. Report Precinct 113 - Num. Reporting 113 100.00%

| DEM KC 12-4 PCT WOMAN | DEM | Total |
|-----------------------|---------|---------|
| Number of Precincts | | 1 |
| Precincts Reporting | 1 | 100.0 % |
| Times Counted | 117/333 | 35.1 % |
| Total Votes | 7 | |
| Write-in Votes | 7 | 100.00% |

| DEM KC 12-7 PCT WOMAN | DEM | Total |
|-----------------------|--------|---------|
| Number of Precincts | | 1 |
| Precincts Reporting | 1 | 100.0 % |
| Times Counted | 56/284 | 19.7 % |
| Total Votes | 2 | |
| Write-in Votes | 2 | 100.00% |

| DEM KC 12-5 PCT MAN | DEM | Total |
|---------------------|--------|---------|
| Number of Precincts | | 1 |
| Precincts Reporting | 1 | 100.0 % |
| Times Counted | 91/292 | 31.2 % |
| Total Votes | 3 | |
| Write-in Votes | 3 | 100.00% |

| DEM KC 12-8 PCT MAN | DEM | Total |
|---------------------|--------|---------|
| Number of Precincts | | 1 |
| Precincts Reporting | 1 | 100.0 % |
| Times Counted | 91/311 | 29.3 % |
| Total Votes | 5 | |
| Write-in Votes | 5 | 100.00% |

| DEM KC 12-5 PCT WOMAN | DEM | Total |
|-----------------------|--------|---------|
| Number of Precincts | | 1 |
| Precincts Reporting | 1 | 100.0 % |
| Times Counted | 91/292 | 31.2 % |
| Total Votes | 5 | |
| Write-in Votes | 5 | 100.00% |

| DEM KC 12-8 PCT WOMAN | DEM | Total |
|-----------------------|--------|---------|
| Number of Precincts | | 1 |
| Precincts Reporting | 1 | 100.0 % |
| Times Counted | 91/311 | 29.3 % |
| Total Votes | 6 | |
| Write-in Votes | 6 | 100.00% |

| DEM KC 12-6 PCT MAN | DEM | Total |
|---------------------|--------|---------|
| Number of Precincts | | 1 |
| Precincts Reporting | 1 | 100.0 % |
| Times Counted | 91/312 | 29.2 % |
| Total Votes | 6 | |
| Write-in Votes | 6 | 100.00% |

| DEM KC 12-9 PCT MAN | DEM | Total |
|---------------------|--------|---------|
| Number of Precincts | | 1 |
| Precincts Reporting | 1 | 100.0 % |
| Times Counted | 95/305 | 31.1 % |
| Total Votes | 5 | |
| Write-in Votes | 5 | 100.00% |

| DEM KC 12-6 PCT WOMAN | DEM | Total |
|-----------------------|--------|---------|
| Number of Precincts | | 1 |
| Precincts Reporting | 1 | 100.0 % |
| Times Counted | 91/312 | 29.2 % |
| Total Votes | 5 | |
| Write-in Votes | 5 | 100.00% |

| DEM KC 12-9 PCT WOMAN | DEM | Total |
|-----------------------|--------|---------|
| Number of Precincts | | 1 |
| Precincts Reporting | 1 | 100.0 % |
| Times Counted | 95/305 | 31.1 % |
| Total Votes | 5 | |
| Write-in Votes | 5 | 100.00% |

| DEM KC 12-7 PCT MAN | DEM | Total |
|---------------------|--------|---------|
| Number of Precincts | | 1 |
| Precincts Reporting | 1 | 100.0 % |
| Times Counted | 56/284 | 19.7 % |
| Total Votes | 4 | |
| Write-in Votes | 4 | 100.00% |

| DEM KC 12-10 PCT MAN | DEM | Total |
|----------------------|--------|---------|
| Number of Precincts | | 1 |
| Precincts Reporting | 1 | 100.0 % |
| Times Counted | 64/185 | 34.6 % |
| Total Votes | 8 | |
| Write-in Votes | 8 | 100.00% |

Election Summary Report
Wyandotte County, KS
Primary Election-8-2-16
Summary For Jurisdiction Wide, All Counters, All Races
Official Results

Date:08/08/16
 Time:13:18:37
 Page:17 of 42

Registered Voters 75203 - Cards Cast 16477 21.91%

Num. Report Precinct 113 - Num. Reporting 113 100.00%

| DEM KC 12-10 PCT WOMAN | DEM | Total |
|------------------------|--------|---------|
| Number of Precincts | | 1 |
| Precincts Reporting | 1 | 100.0 % |
| Times Counted | 64/185 | 34.6 % |
| Total Votes | 1 | |
| Write-in Votes | 1 | 100.00% |

| DEM KC 13-2 PCT WOMAN | DEM | Total |
|-----------------------|---------|---------|
| Number of Precincts | | 1 |
| Precincts Reporting | 1 | 100.0 % |
| Times Counted | 160/406 | 39.4 % |
| Total Votes | 19 | |
| Write-in Votes | 19 | 100.00% |

| DEM KC 12-11 PCT MAN | DEM | Total |
|----------------------|--------|---------|
| Number of Precincts | | 1 |
| Precincts Reporting | 1 | 100.0 % |
| Times Counted | 32/103 | 31.1 % |
| Total Votes | 29 | |
| Tom Burroughs | 29 | 100.00% |
| Write-in Votes | 0 | 0.00% |

| DEM KC 13-3 PCT MAN | DEM | Total |
|----------------------|---------|---------|
| Number of Precincts | | 1 |
| Precincts Reporting | 1 | 100.0 % |
| Times Counted | 119/402 | 29.6 % |
| Total Votes | 81 | |
| John O Jack Yunghans | 80 | 98.77% |
| Write-in Votes | 1 | 1.23% |

| DEM KC 12-11 PCT WOMAN | DEM | Total |
|------------------------|--------|---------|
| Number of Precincts | | 1 |
| Precincts Reporting | 1 | 100.0 % |
| Times Counted | 32/103 | 31.1 % |
| Total Votes | 26 | |
| Cathie Burroughs | 26 | 100.00% |
| Write-in Votes | 0 | 0.00% |

| DEM KC 13-3 PCT WOMAN | DEM | Total |
|-----------------------|---------|---------|
| Number of Precincts | | 1 |
| Precincts Reporting | 1 | 100.0 % |
| Times Counted | 119/402 | 29.6 % |
| Total Votes | 89 | |
| Sheryl A. Bussell | 87 | 97.75% |
| Write-in Votes | 2 | 2.25% |

| DEM KC 13-1 PCT MAN | DEM | Total |
|---------------------|---------|---------|
| Number of Precincts | | 1 |
| Precincts Reporting | 1 | 100.0 % |
| Times Counted | 221/626 | 35.3 % |
| Total Votes | 8 | |
| Write-in Votes | 8 | 100.00% |

| DEM KC 13-4 PCT MAN | DEM | Total |
|---------------------|---------|---------|
| Number of Precincts | | 1 |
| Precincts Reporting | 1 | 100.0 % |
| Times Counted | 130/418 | 31.1 % |
| Total Votes | 12 | |
| Write-in Votes | 12 | 100.00% |

| DEM KC 13-1 PCT WOMAN | DEM | Total |
|-----------------------|---------|---------|
| Number of Precincts | | 1 |
| Precincts Reporting | 1 | 100.0 % |
| Times Counted | 221/626 | 35.3 % |
| Total Votes | 173 | |
| Christine L. Allen | 173 | 100.00% |
| Write-in Votes | 0 | 0.00% |

| DEM KC 13-4 PCT WOMAN | DEM | Total |
|-----------------------|---------|---------|
| Number of Precincts | | 1 |
| Precincts Reporting | 1 | 100.0 % |
| Times Counted | 130/418 | 31.1 % |
| Total Votes | 15 | |
| Write-in Votes | 15 | 100.00% |

| DEM KC 13-2 PCT MAN | DEM | Total |
|---------------------|---------|---------|
| Number of Precincts | | 1 |
| Precincts Reporting | 1 | 100.0 % |
| Times Counted | 160/406 | 39.4 % |
| Total Votes | 12 | |
| Write-in Votes | 12 | 100.00% |

| DEM KC 13-5 PCT MAN | DEM | Total |
|---------------------|---------|---------|
| Number of Precincts | | 1 |
| Precincts Reporting | 1 | 100.0 % |
| Times Counted | 117/377 | 31.0 % |
| Total Votes | 11 | |
| Write-in Votes | 11 | 100.00% |

Election Summary Report
Wyandotte County, KS
Primary Election-8-2-16
Summary For Jurisdiction Wide, All Counters, All Races
Official Results

Date:08/08/16
 Time:13:18:37
 Page:18 of 42

Registered Voters 75203 - Cards Cast 16477 21.91%

Num. Report Precinct 113 - Num. Reporting 113 100.00%

| DEM KC 13-5 PCT WOMAN | DEM | Total |
|-----------------------|---------|---------|
| Number of Precincts | | 1 |
| Precincts Reporting | 1 | 100.0 % |
| Times Counted | 117/377 | 31.0 % |
| Total Votes | | 12 |
| Write-in Votes | 12 | 100.00% |

| DEM KC 13-8 PCT WOMAN | DEM | Total |
|-----------------------|---------|---------|
| Number of Precincts | | 1 |
| Precincts Reporting | 1 | 100.0 % |
| Times Counted | 100/287 | 34.8 % |
| Total Votes | | 8 |
| Write-in Votes | 8 | 100.00% |

| DEM KC 13-6 PCT MAN | DEM | Total |
|---------------------|---------|---------|
| Number of Precincts | | 1 |
| Precincts Reporting | 1 | 100.0 % |
| Times Counted | 102/363 | 28.1 % |
| Total Votes | | 12 |
| Write-in Votes | 12 | 100.00% |

| DEM KC 13-9 PCT MAN | DEM | Total |
|---------------------|---------|---------|
| Number of Precincts | | 1 |
| Precincts Reporting | 1 | 100.0 % |
| Times Counted | 159/501 | 31.7 % |
| Total Votes | | 11 |
| Write-in Votes | 11 | 100.00% |

| DEM KC 13-6 PCT WOMAN | DEM | Total |
|-----------------------|---------|---------|
| Number of Precincts | | 1 |
| Precincts Reporting | 1 | 100.0 % |
| Times Counted | 102/363 | 28.1 % |
| Total Votes | | 18 |
| Write-in Votes | 18 | 100.00% |

| DEM KC 13-9 PCT WOMAN | DEM | Total |
|-----------------------|---------|---------|
| Number of Precincts | | 1 |
| Precincts Reporting | 1 | 100.0 % |
| Times Counted | 159/501 | 31.7 % |
| Total Votes | | 15 |
| Write-in Votes | 15 | 100.00% |

| DEM KC 13-7 PCT MAN | DEM | Total |
|---------------------|--------|---------|
| Number of Precincts | | 1 |
| Precincts Reporting | 1 | 100.0 % |
| Times Counted | 87/205 | 42.4 % |
| Total Votes | | 10 |
| Write-in Votes | 10 | 100.00% |

| DEM KC 14-1 PCT MAN | DEM | Total |
|---------------------|---------|---------|
| Number of Precincts | | 1 |
| Precincts Reporting | 1 | 100.0 % |
| Times Counted | 117/318 | 36.8 % |
| Total Votes | | 7 |
| Write-in Votes | 7 | 100.00% |

| DEM KC 13-7 PCT WOMAN | DEM | Total |
|-----------------------|--------|---------|
| Number of Precincts | | 1 |
| Precincts Reporting | 1 | 100.0 % |
| Times Counted | 87/205 | 42.4 % |
| Total Votes | | 7 |
| Write-in Votes | 7 | 100.00% |

| DEM KC 14-1 PCT WOMAN | DEM | Total |
|-----------------------|---------|---------|
| Number of Precincts | | 1 |
| Precincts Reporting | 1 | 100.0 % |
| Times Counted | 117/318 | 36.8 % |
| Total Votes | | 3 |
| Write-in Votes | 3 | 100.00% |

| DEM KC 13-8 PCT MAN | DEM | Total |
|---------------------|---------|---------|
| Number of Precincts | | 1 |
| Precincts Reporting | 1 | 100.0 % |
| Times Counted | 100/287 | 34.8 % |
| Total Votes | | 9 |
| Write-in Votes | 9 | 100.00% |

| DEM KC 14-2 PCT MAN | DEM | Total |
|---------------------|--------|---------|
| Number of Precincts | | 1 |
| Precincts Reporting | 1 | 100.0 % |
| Times Counted | 95/201 | 47.3 % |
| Total Votes | | 77 |
| Leo M. Chop | 76 | 98.70% |
| Write-in Votes | 1 | 1.30% |

Election Summary Report
 Wyandotte County, KS
 Primary Election-8-2-16
 Summary For Jurisdiction Wide, All Counters, All Races
 Official Results

Date:08/08/16
 Time:13:18:37
 Page:19 of 42

Registered Voters 75203 - Cards Cast 16477 21.91%

Num. Report Precinct 113 - Num. Reporting 113 100.00%

| DEM KC 14-2 PCT WOMAN | DEM | Total |
|-----------------------|--------|---------|
| Number of Precincts | | 1 |
| Precincts Reporting | 1 | 100.0 % |
| Times Counted | 95/201 | 47.3 % |
| Total Votes | | 4 |
| Write-in Votes | 4 | 100.00% |

| DEM KC 14-5 PCT WOMAN | DEM | Total |
|-----------------------|---------|---------|
| Number of Precincts | | 1 |
| Precincts Reporting | 1 | 100.0 % |
| Times Counted | 127/365 | 34.8 % |
| Total Votes | | 8 |
| Write-in Votes | 8 | 100.00% |

| DEM KC 14-3 PCT MAN | DEM | Total |
|---------------------|--------|---------|
| Number of Precincts | | 1 |
| Precincts Reporting | 1 | 100.0 % |
| Times Counted | 95/198 | 48.0 % |
| Total Votes | | 8 |
| Write-in Votes | 8 | 100.00% |

| DEM KC 14-6 PCT MAN | DEM | Total |
|---------------------|---------|---------|
| Number of Precincts | | 1 |
| Precincts Reporting | 1 | 100.0 % |
| Times Counted | 170/465 | 36.6 % |
| Total Votes | | 14 |
| Write-in Votes | 14 | 100.00% |

| DEM KC 14-3 PCT WOMAN | DEM | Total |
|-----------------------|--------|---------|
| Number of Precincts | | 1 |
| Precincts Reporting | 1 | 100.0 % |
| Times Counted | 95/198 | 48.0 % |
| Total Votes | | 58 |
| Sharon Al-Uqdah | 57 | 98.28% |
| Write-in Votes | 1 | 1.72% |

| DEM KC 14-6 PCT WOMAN | DEM | Total |
|-----------------------|---------|---------|
| Number of Precincts | | 1 |
| Precincts Reporting | 1 | 100.0 % |
| Times Counted | 170/465 | 36.6 % |
| Total Votes | | 16 |
| Write-in Votes | 16 | 100.00% |

| DEM KC 14-4 PCT MAN | DEM | Total |
|---------------------|---------|---------|
| Number of Precincts | | 1 |
| Precincts Reporting | 1 | 100.0 % |
| Times Counted | 155/413 | 37.5 % |
| Total Votes | | 22 |
| Write-in Votes | 22 | 100.00% |

| DEM KC 14-7 PCT MAN | DEM | Total |
|---------------------|---------|---------|
| Number of Precincts | | 1 |
| Precincts Reporting | 1 | 100.0 % |
| Times Counted | 268/572 | 46.9 % |
| Total Votes | | 207 |
| Clyde A. Townsend | 205 | 99.03% |
| Write-in Votes | 2 | 0.97% |

| DEM KC 14-4 PCT WOMAN | DEM | Total |
|-----------------------|----------|---------|
| * Courtney Kendrick | 5 Votes* | Elected |
| Number of Precincts | | 1 |
| Precincts Reporting | 1 | 100.0 % |
| Times Counted | 155/413 | 37.5 % |
| Total Votes | | 17 |
| * Write-in Votes * | 17 | 100.00% |

| DEM KC 14-7 PCT WOMAN | DEM | Total |
|-----------------------|---------|---------|
| Number of Precincts | | 1 |
| Precincts Reporting | 1 | 100.0 % |
| Times Counted | 268/572 | 46.9 % |
| Total Votes | | 21 |
| Write-in Votes | 21 | 100.00% |

| DEM KC 14-5 PCT MAN | DEM | Total |
|---------------------|---------|---------|
| Number of Precincts | | 1 |
| Precincts Reporting | 1 | 100.0 % |
| Times Counted | 127/365 | 34.8 % |
| Total Votes | | 3 |
| Write-in Votes | 3 | 100.00% |

| DEM KC 14-8 PCT MAN | DEM | Total |
|---------------------|---------|---------|
| Number of Precincts | | 1 |
| Precincts Reporting | 1 | 100.0 % |
| Times Counted | 175/424 | 41.3 % |
| Total Votes | | 133 |
| Scott Mackey | 131 | 98.50% |
| Write-in Votes | 2 | 1.50% |

Election Summary Report

Wyandotte County, KS

Primary Election-8-2-16

Summary For Jurisdiction Wide, All Counters, All Races

Official Results

Date:08/08/16

Time:13:18:37

Page:20 of 42

Registered Voters 75203 - Cards Cast 16477 21.91%

Num. Report Precinct 113 - Num. Reporting 113 100.00%

| DEM KC 14-8 PCT WOMAN | DEM | Total |
|-----------------------|---------|---------|
| Number of Precincts | | 1 |
| Precincts Reporting | 1 | 100.0 % |
| Times Counted | 175/424 | 41.3 % |
| Total Votes | 144 | |
| Barbara Ikerd | 87 | 60.42% |
| Dee A. Putman | 57 | 39.58% |
| Write-in Votes | 0 | 0.00% |

| DEM KC 14-11 PCT WOMAN | DEM | Total |
|------------------------|---------|---------|
| Number of Precincts | | 1 |
| Precincts Reporting | 1 | 100.0 % |
| Times Counted | 165/346 | 47.7 % |
| Total Votes | 102 | |
| Alyce Edwards | 100 | 98.04% |
| Write-in Votes | 2 | 1.96% |

| DEM KC 14-9 PCT MAN | DEM | Total |
|---------------------|--------|---------|
| Number of Precincts | | 1 |
| Precincts Reporting | 1 | 100.0 % |
| Times Counted | 77/167 | 46.1 % |
| Total Votes | 3 | |
| Write-in Votes | 3 | 100.00% |

| DEM KC 14-12 PCT MAN | DEM | Total |
|----------------------|---------|---------|
| Number of Precincts | | 1 |
| Precincts Reporting | 1 | 100.0 % |
| Times Counted | 276/501 | 55.1 % |
| Total Votes | 190 | |
| Matthew Watkins | 187 | 98.42% |
| Write-in Votes | 3 | 1.58% |

| DEM KC 14-9 PCT WOMAN | DEM | Total |
|-----------------------|--------|---------|
| Number of Precincts | | 1 |
| Precincts Reporting | 1 | 100.0 % |
| Times Counted | 77/167 | 46.1 % |
| Total Votes | 5 | |
| Write-in Votes | 5 | 100.00% |

| DEM KC 14-12 PCT WOMAN | DEM | Total |
|------------------------|---------|---------|
| Number of Precincts | | 1 |
| Precincts Reporting | 1 | 100.0 % |
| Times Counted | 276/501 | 55.1 % |
| Total Votes | 215 | |
| Denise E. Tomasic | 213 | 99.07% |
| Write-in Votes | 2 | 0.93% |

| DEM KC 14-10 PCT MAN | DEM | Total |
|----------------------|---------|---------|
| Number of Precincts | | 1 |
| Precincts Reporting | 1 | 100.0 % |
| Times Counted | 261/512 | 51.0 % |
| Total Votes | 16 | |
| Write-in Votes | 16 | 100.00% |

| DEM KC 14-13 PCT MAN | DEM | Total |
|----------------------|---------|---------|
| Number of Precincts | | 1 |
| Precincts Reporting | 1 | 100.0 % |
| Times Counted | 218/440 | 49.5 % |
| Total Votes | 14 | |
| Write-in Votes | 14 | 100.00% |

| DEM KC 14-10 PCT WOMAN | DEM | Total |
|------------------------|---------|---------|
| Number of Precincts | | 1 |
| Precincts Reporting | 1 | 100.0 % |
| Times Counted | 261/512 | 51.0 % |
| Total Votes | 15 | |
| Write-in Votes | 15 | 100.00% |

| DEM KC 14-13 PCT WOMAN | DEM | Total |
|------------------------|---------|---------|
| Number of Precincts | | 1 |
| Precincts Reporting | 1 | 100.0 % |
| Times Counted | 218/440 | 49.5 % |
| Total Votes | 18 | |
| Write-in Votes | 18 | 100.00% |

| DEM KC 14-11 PCT MAN | DEM | Total |
|----------------------|---------|---------|
| Number of Precincts | | 1 |
| Precincts Reporting | 1 | 100.0 % |
| Times Counted | 165/346 | 47.7 % |
| Total Votes | 13 | |
| Write-in Votes | 13 | 100.00% |

| DEM KC 14-14 PCT MAN | DEM | Total |
|----------------------|---------|---------|
| Number of Precincts | | 1 |
| Precincts Reporting | 1 | 100.0 % |
| Times Counted | 272/532 | 51.1 % |
| Total Votes | 10 | |
| Write-in Votes | 10 | 100.00% |

Election Summary Report
 Wyandotte County, KS
 Primary Election-8-2-16
 Summary For Jurisdiction Wide, All Counters, All Races
 Official Results

Date:08/08/16
 Time:13:18:38
 Page:22 of 42

Registered Voters 75203 - Cards Cast 16477 21.91%

Num. Report Precinct 113 - Num. Reporting 113 100.00%

| REP US Rep 3rd Dist | REP | Total |
|---------------------|------------|-------------|
| Number of Precincts | | 113 |
| Precincts Reporting | | 113 100.0 % |
| Times Counted | 3774/13148 | 28.7 % |
| Total Votes | | 3709 |
| Greg Goode | | 1139 30.71% |
| Kevin Yoder | | 2570 69.29% |

| REP 32nd Dist State Rep | REP | Total |
|-------------------------|---------|------------|
| Number of Precincts | | 14 |
| Precincts Reporting | | 14 100.0 % |
| Times Counted | 170/672 | 25.3 % |
| Total Votes | | 13 |
| Write-in Votes | | 13 100.00% |

| REP Dist 4 KS Senate | REP | Total |
|----------------------|-----------|------------|
| Number of Precincts | | 54 |
| Precincts Reporting | | 54 100.0 % |
| Times Counted | 1057/3494 | 30.3 % |
| Total Votes | | 54 |
| Write-in Votes | | 54 100.00% |

| REP 33rd Dist State Rep | REP | Total |
|-------------------------|----------|------------|
| Number of Precincts | | 17 |
| Precincts Reporting | | 17 100.0 % |
| Times Counted | 968/3523 | 27.5 % |
| Total Votes | | 50 |
| Write-in Votes | | 50 100.00% |

| REP Dist 5 KS Senate | REP | Total |
|----------------------|-----------|--------------|
| Number of Precincts | | 15 |
| Precincts Reporting | | 15 100.0 % |
| Times Counted | 1450/4818 | 30.1 % |
| Total Votes | | 1106 |
| Steve Fitzgerald | | 1106 100.00% |

| REP 34th Dist State Rep | REP | Total |
|-------------------------|---------|------------|
| Number of Precincts | | 17 |
| Precincts Reporting | | 17 100.0 % |
| Times Counted | 217/862 | 25.2 % |
| Total Votes | | 8 |
| Write-in Votes | | 8 100.00% |

| REP Dist 6 KS Senate | REP | Total |
|----------------------|-----------|------------|
| Number of Precincts | | 43 |
| Precincts Reporting | | 43 100.0 % |
| Times Counted | 1261/4818 | 26.2 % |
| Total Votes | | 78 |
| Write-in Votes | | 78 100.00% |

| REP 35th Dist State Rep | REP | Total |
|-------------------------|---------|------------|
| Number of Precincts | | 18 |
| Precincts Reporting | | 18 100.0 % |
| Times Counted | 298/983 | 30.3 % |
| Total Votes | | 15 |
| Write-in Votes | | 15 100.00% |

| REP Dist 10 KS Senate | REP | Total |
|-----------------------|------|-----------|
| Number of Precincts | | 1 |
| Precincts Reporting | | 1 100.0 % |
| Times Counted | 6/18 | 33.3 % |
| Total Votes | | 4 |
| Mary Pilcher Cook | | 4 100.00% |

| REP 36th Dist State Rep | REP | Total |
|-------------------------|-----------|-------------|
| Number of Precincts | | 19 |
| Precincts Reporting | | 19 100.0 % |
| Times Counted | 1245/3654 | 34.1 % |
| Total Votes | | 899 |
| Kevin Braun | | 899 100.00% |

| REP 31st Dist State Rep | REP | Total |
|-------------------------|----------|------------|
| Number of Precincts | | 15 |
| Precincts Reporting | | 15 100.0 % |
| Times Counted | 383/1622 | 23.6 % |
| Total Votes | | 24 |
| Write-in Votes | | 24 100.00% |

| REP 37th Dist State Rep | REP | Total |
|-------------------------|----------|------------|
| Number of Precincts | | 13 |
| Precincts Reporting | | 13 100.0 % |
| Times Counted | 493/1832 | 26.9 % |
| Total Votes | | 27 |
| Write-in Votes | | 27 100.00% |

Election Summary Report
Wyandotte County, KS
Primary Election-8-2-16
Summary For Jurisdiction Wide, All Counters, All Races
Official Results

Date:08/08/16
 Time:13:18:38
 Page:23 of 42

Registered Voters 75203 - Cards Cast 16477 21.91%

Num. Report Precinct 113 - Num. Reporting 113 100.00%

| REP Div 1-29th Dist Judge | REP | Total |
|---------------------------|------------|-------------|
| Number of Precincts | | 113 |
| Precincts Reporting | | 113 100.0 % |
| Times Counted | 3774/13148 | 28.7 % |
| Total Votes | | 171 |
| Write-in Votes | | 171 100.00% |

| REP Div14-29th Dist Judge | REP | Total |
|---------------------------|------------|-------------|
| Number of Precincts | | 113 |
| Precincts Reporting | | 113 100.0 % |
| Times Counted | 3774/13148 | 28.7 % |
| Total Votes | | 132 |
| Write-in Votes | | 132 100.00% |

| REP Div 2-29th Dist Judge | REP | Total |
|---------------------------|------------|-------------|
| Number of Precincts | | 113 |
| Precincts Reporting | | 113 100.0 % |
| Times Counted | 3774/13148 | 28.7 % |
| Total Votes | | 143 |
| Write-in Votes | | 143 100.00% |

| REP Div16-29th Dist Judge | REP | Total |
|---------------------------|------------|-------------|
| Number of Precincts | | 113 |
| Precincts Reporting | | 113 100.0 % |
| Times Counted | 3774/13148 | 28.7 % |
| Total Votes | | 133 |
| Write-in Votes | | 133 100.00% |

| REP Div 7-29th Dist Judge | REP | Total |
|---------------------------|------------|-------------|
| Number of Precincts | | 113 |
| Precincts Reporting | | 113 100.0 % |
| Times Counted | 3774/13148 | 28.7 % |
| Total Votes | | 175 |
| Write-in Votes | | 175 100.00% |

| REP Dist. Atty 29th Dist | REP | Total |
|--------------------------|------------|-------------|
| Number of Precincts | | 113 |
| Precincts Reporting | | 113 100.0 % |
| Times Counted | 3774/13148 | 28.7 % |
| Total Votes | | 276 |
| Write-in Votes | | 276 100.00% |

| REP Div 8-29th Dist Judge | REP | Total |
|---------------------------|------------|-------------|
| Number of Precincts | | 113 |
| Precincts Reporting | | 113 100.0 % |
| Times Counted | 3774/13148 | 28.7 % |
| Total Votes | | 136 |
| Write-in Votes | | 136 100.00% |

| REP 2nd Dist State Bd Ed | REP | Total |
|--------------------------|------|-----------|
| Number of Precincts | | 1 |
| Precincts Reporting | | 1 100.0 % |
| Times Counted | 6/18 | 33.3 % |
| Total Votes | | 1 |
| Steve Roberts | | 1 100.00% |

| REP Div 9-29th Dist Judge | REP | Total |
|---------------------------|------------|-------------|
| Number of Precincts | | 113 |
| Precincts Reporting | | 113 100.0 % |
| Times Counted | 3774/13148 | 28.7 % |
| Total Votes | | 148 |
| Write-in Votes | | 148 100.00% |

| REP BS 1-1 PCT MAN | REP | Total |
|---------------------|---------|-----------|
| Number of Precincts | | 1 |
| Precincts Reporting | | 1 100.0 % |
| Times Counted | 118/328 | 36.0 % |
| Total Votes | | 4 |
| Write-in Votes | | 4 100.00% |

| REP Div13-29th Dist Judge | REP | Total |
|---------------------------|------------|-------------|
| Number of Precincts | | 113 |
| Precincts Reporting | | 113 100.0 % |
| Times Counted | 3774/13148 | 28.7 % |
| Total Votes | | 164 |
| Write-in Votes | | 164 100.00% |

| REP BS 1-1 PCT WOMAN | REP | Total |
|----------------------|---------|-----------|
| Number of Precincts | | 1 |
| Precincts Reporting | | 1 100.0 % |
| Times Counted | 118/328 | 36.0 % |
| Total Votes | | 4 |
| Write-in Votes | | 4 100.00% |

Election Summary Report
 Wyandotte County, KS
 Primary Election-8-2-16
 Summary For Jurisdiction Wide, All Counters, All Races
 Official Results

Date:08/08/16
 Time:13:18:38
 Page:24 of 42

Registered Voters 75203 - Cards Cast 16477 21.91%

Num. Report Precinct 113 - Num. Reporting 113 100.00%

| REP BS 2-1 PCT MAN | REP | Total |
|---------------------|--------|---------|
| Number of Precincts | | 1 |
| Precincts Reporting | 1 | 100.0 % |
| Times Counted | 82/245 | 33.5 % |
| Total Votes | | 3 |
| Write-in Votes | 3 | 100.00% |

| REP ED 1-1 PCT MAN | REP | Total |
|---------------------|---------|---------|
| Number of Precincts | | 1 |
| Precincts Reporting | 1 | 100.0 % |
| Times Counted | 183/613 | 29.9 % |
| Total Votes | | 149 |
| Charles Adams | 83 | 55.70% |
| Blake Seacat | 64 | 42.95% |
| Write-in Votes | 2 | 1.34% |

| REP BS 2-1 PCT WOMAN | REP | Total |
|----------------------|--------|---------|
| Number of Precincts | | 1 |
| Precincts Reporting | 1 | 100.0 % |
| Times Counted | 82/245 | 33.5 % |
| Total Votes | | 4 |
| Write-in Votes | 4 | 100.00% |

| REP ED 1-1 PCT WOMAN | REP | Total |
|----------------------|---------|---------|
| Number of Precincts | | 1 |
| Precincts Reporting | 1 | 100.0 % |
| Times Counted | 183/613 | 29.9 % |
| Total Votes | | 131 |
| Susan Adams | 128 | 97.71% |
| Write-in Votes | 3 | 2.29% |

| REP BS 3-1 PCT MAN | REP | Total |
|---------------------|--------|---------|
| Number of Precincts | | 1 |
| Precincts Reporting | 1 | 100.0 % |
| Times Counted | 77/365 | 21.1 % |
| Total Votes | | 5 |
| Write-in Votes | 5 | 100.00% |

| REP ED 2-1 PCT MAN | REP | Total |
|---------------------|--------|---------|
| Number of Precincts | | 1 |
| Precincts Reporting | 1 | 100.0 % |
| Times Counted | 18/102 | 17.6 % |
| Total Votes | | 0 |
| Write-in Votes | 0 | N/A |

| REP BS 3-1 PCT WOMAN | REP | Total |
|----------------------|--------|---------|
| Number of Precincts | | 1 |
| Precincts Reporting | 1 | 100.0 % |
| Times Counted | 77/365 | 21.1 % |
| Total Votes | | 4 |
| Write-in Votes | 4 | 100.00% |

| REP ED 2-1 PCT WOMAN | REP | Total |
|----------------------|--------|---------|
| Number of Precincts | | 1 |
| Precincts Reporting | 1 | 100.0 % |
| Times Counted | 18/102 | 17.6 % |
| Total Votes | | 0 |
| Write-in Votes | 0 | N/A |

| REP BS 4-1 PCT MAN | REP | Total |
|---------------------|---------|---------|
| Number of Precincts | | 1 |
| Precincts Reporting | 1 | 100.0 % |
| Times Counted | 105/437 | 24.0 % |
| Total Votes | | 2 |
| Write-in Votes | 2 | 100.00% |

| REP KC 1-1 PCT MAN | REP | Total |
|---------------------|-----|---------|
| Number of Precincts | | 1 |
| Precincts Reporting | 1 | 100.0 % |
| Times Counted | 1/8 | 12.5 % |
| Total Votes | | 0 |
| Write-in Votes | 0 | N/A |

| REP BS 4-1 PCT WOMAN | REP | Total |
|----------------------|---------|---------|
| Number of Precincts | | 1 |
| Precincts Reporting | 1 | 100.0 % |
| Times Counted | 105/437 | 24.0 % |
| Total Votes | | 1 |
| Write-in Votes | 1 | 100.00% |

| REP KC 1-1 PCT WOMAN | REP | Total |
|----------------------|-----|---------|
| Number of Precincts | | 1 |
| Precincts Reporting | 1 | 100.0 % |
| Times Counted | 1/8 | 12.5 % |
| Total Votes | | 0 |
| Write-in Votes | 0 | N/A |

Election Summary Report
Wyandotte County, KS
Primary Election-8-2-16
Summary For Jurisdiction Wide, All Counters, All Races
Official Results

Date:08/08/16
 Time:13:18:38
 Page:25 of 42

Registered Voters 75203 - Cards Cast 16477 21.91%

Num. Report Precinct 113 - Num. Reporting 113 100.00%

| REP KC 1-2 PCT MAN | REP | Total |
|---------------------|-----|---------|
| Number of Precincts | | 1 |
| Precincts Reporting | 1 | 100.0 % |
| Times Counted | 2/7 | 28.6 % |
| Total Votes | 0 | |
| Write-in Votes | 0 | N/A |

| REP KC 2-2 PCT MAN | REP | Total |
|---------------------|------|---------|
| Number of Precincts | | 1 |
| Precincts Reporting | 1 | 100.0 % |
| Times Counted | 1/10 | 10.0 % |
| Total Votes | 0 | |
| Write-in Votes | 0 | N/A |

| REP KC 1-2 PCT WOMAN | REP | Total |
|----------------------|-----|---------|
| Number of Precincts | | 1 |
| Precincts Reporting | 1 | 100.0 % |
| Times Counted | 2/7 | 28.6 % |
| Total Votes | 0 | |
| Write-in Votes | 0 | N/A |

| REP KC 2-2 PCT WOMAN | REP | Total |
|----------------------|------|---------|
| Number of Precincts | | 1 |
| Precincts Reporting | 1 | 100.0 % |
| Times Counted | 1/10 | 10.0 % |
| Total Votes | 0 | |
| Write-in Votes | 0 | N/A |

| REP KC 1-3 PCT MAN | REP | Total |
|---------------------|-------|---------|
| Number of Precincts | | 1 |
| Precincts Reporting | 1 | 100.0 % |
| Times Counted | 10/27 | 37.0 % |
| Total Votes | 8 | |
| Patrick Ishmael | 7 | 87.50% |
| Write-in Votes | 1 | 12.50% |

| REP KC 2-3 PCT MAN | REP | Total |
|---------------------|-----|---------|
| Number of Precincts | | 1 |
| Precincts Reporting | 1 | 100.0 % |
| Times Counted | 1/3 | 33.3 % |
| Total Votes | 0 | |
| Write-in Votes | 0 | N/A |

| REP KC 1-3 PCT WOMAN | REP | Total |
|----------------------|-------|---------|
| Number of Precincts | | 1 |
| Precincts Reporting | 1 | 100.0 % |
| Times Counted | 10/27 | 37.0 % |
| Total Votes | 8 | |
| Andrea Plunkett | 7 | 87.50% |
| Write-in Votes | 1 | 12.50% |

| REP KC 2-3 PCT WOMAN | REP | Total |
|----------------------|-----|---------|
| Number of Precincts | | 1 |
| Precincts Reporting | 1 | 100.0 % |
| Times Counted | 1/3 | 33.3 % |
| Total Votes | 0 | |
| Write-in Votes | 0 | N/A |

| REP KC 2-1 PCT MAN | REP | Total |
|---------------------|------|---------|
| Number of Precincts | | 1 |
| Precincts Reporting | 1 | 100.0 % |
| Times Counted | 9/37 | 24.3 % |
| Total Votes | 2 | |
| Write-in Votes | 2 | 100.00% |

| REP KC 2-4 PCT MAN | REP | Total |
|---------------------|------|---------|
| Number of Precincts | | 1 |
| Precincts Reporting | 1 | 100.0 % |
| Times Counted | 2/16 | 12.5 % |
| Total Votes | 0 | |
| Write-in Votes | 0 | N/A |

| REP KC 2-1 PCT WOMAN | REP | Total |
|----------------------|------|---------|
| Number of Precincts | | 1 |
| Precincts Reporting | 1 | 100.0 % |
| Times Counted | 9/37 | 24.3 % |
| Total Votes | 0 | |
| Write-in Votes | 0 | N/A |

| REP KC 2-4 PCT WOMAN | REP | Total |
|----------------------|------|---------|
| Number of Precincts | | 1 |
| Precincts Reporting | 1 | 100.0 % |
| Times Counted | 2/16 | 12.5 % |
| Total Votes | 0 | |
| Write-in Votes | 0 | N/A |

Election Summary Report
 Wyandotte County, KS
 Primary Election-8-2-16
 Summary For Jurisdiction Wide, All Counters, All Races
 Official Results

Date:08/08/16
 Time:13:18:38
 Page:26 of 42

Registered Voters 75203 - Cards Cast 16477 21.91%

Num. Report Precinct 113 - Num. Reporting 113 100.00%

| REP KC 2-5 PCT MAN | REP | Total |
|---------------------|------|---------|
| Number of Precincts | | 1 |
| Precincts Reporting | 1 | 100.0 % |
| Times Counted | 3/23 | 13.0 % |
| Total Votes | 0 | |
| Write-in Votes | 0 | N/A |

| REP KC 3-3 PCT MAN | REP | Total |
|---------------------|-----|---------|
| Number of Precincts | | 1 |
| Precincts Reporting | 1 | 100.0 % |
| Times Counted | 1/6 | 16.7 % |
| Total Votes | 0 | |
| Write-in Votes | 0 | N/A |

| REP KC 2-5 PCT WOMAN | REP | Total |
|----------------------|------|---------|
| Number of Precincts | | 1 |
| Precincts Reporting | 1 | 100.0 % |
| Times Counted | 3/23 | 13.0 % |
| Total Votes | 0 | |
| Write-in Votes | 0 | N/A |

| REP KC 3-3 PCT WOMAN | REP | Total |
|----------------------|-----|---------|
| Number of Precincts | | 1 |
| Precincts Reporting | 1 | 100.0 % |
| Times Counted | 1/6 | 16.7 % |
| Total Votes | 0 | |
| Write-in Votes | 0 | N/A |

| REP KC 3-1 PCT MAN | REP | Total |
|---------------------|------|---------|
| Number of Precincts | | 1 |
| Precincts Reporting | 1 | 100.0 % |
| Times Counted | 5/31 | 16.1 % |
| Total Votes | 1 | |
| Write-in Votes | 1 | 100.00% |

| REP KC 3-4 PCT MAN | REP | Total |
|---------------------|------|---------|
| Number of Precincts | | 1 |
| Precincts Reporting | 1 | 100.0 % |
| Times Counted | 2/22 | 9.1 % |
| Total Votes | 0 | |
| Write-in Votes | 0 | N/A |

| REP KC 3-1 PCT WOMAN | REP | Total |
|----------------------|------|---------|
| Number of Precincts | | 1 |
| Precincts Reporting | 1 | 100.0 % |
| Times Counted | 5/31 | 16.1 % |
| Total Votes | 0 | |
| Write-in Votes | 0 | N/A |

| REP KC 3-4 PCT WOMAN | REP | Total |
|----------------------|------|---------|
| Number of Precincts | | 1 |
| Precincts Reporting | 1 | 100.0 % |
| Times Counted | 2/22 | 9.1 % |
| Total Votes | 0 | |
| Write-in Votes | 0 | N/A |

| REP KC 3-2 PCT MAN | REP | Total |
|---------------------|------|---------|
| Number of Precincts | | 1 |
| Precincts Reporting | 1 | 100.0 % |
| Times Counted | 3/14 | 21.4 % |
| Total Votes | 0 | |
| Write-in Votes | 0 | N/A |

| REP KC 4-1 PCT MAN | REP | Total |
|---------------------|-------|---------|
| Number of Precincts | | 1 |
| Precincts Reporting | 1 | 100.0 % |
| Times Counted | 23/62 | 37.1 % |
| Total Votes | 0 | |
| Write-in Votes | 0 | N/A |

| REP KC 3-2 PCT WOMAN | REP | Total |
|----------------------|------|---------|
| Number of Precincts | | 1 |
| Precincts Reporting | 1 | 100.0 % |
| Times Counted | 3/14 | 21.4 % |
| Total Votes | 0 | |
| Write-in Votes | 0 | N/A |

| REP KC 4-1 PCT WOMAN | REP | Total |
|----------------------|-------|---------|
| Number of Precincts | | 1 |
| Precincts Reporting | 1 | 100.0 % |
| Times Counted | 23/62 | 37.1 % |
| Total Votes | 17 | |
| Carole Diehl | 14 | 82.35% |
| Write-in Votes | 3 | 17.65% |

Election Summary Report

Wyandotte County, KS

Primary Election-8-2-16

Summary For Jurisdiction Wide, All Counters, All Races

Official Results

Date:08/08/16

Time:13:18:38

Page:27 of 42

Registered Voters 75203 - Cards Cast 16477 21.91%

Num. Report Precinct 113 - Num. Reporting 113 100.00%

| REP KC 4-2 PCT MAN | REP | Total |
|---------------------|------|---------|
| Number of Precincts | | 1 |
| Precincts Reporting | 1 | 100.0 % |
| Times Counted | 4/26 | 15.4 % |
| Total Votes | 1 | |
| Write-in Votes | 1 | 100.00% |

| REP KC 5-1 PCT MAN | REP | Total |
|---------------------|-------|---------|
| Number of Precincts | | 1 |
| Precincts Reporting | 1 | 100.0 % |
| Times Counted | 14/53 | 26.4 % |
| Total Votes | 6 | |
| Frank I. Hayes, III | 5 | 83.33% |
| Write-in Votes | 1 | 16.67% |

| REP KC 4-2 PCT WOMAN | REP | Total |
|----------------------|------|---------|
| Number of Precincts | | 1 |
| Precincts Reporting | 1 | 100.0 % |
| Times Counted | 4/26 | 15.4 % |
| Total Votes | 0 | |
| Write-in Votes | 0 | N/A |

| REP KC 5-1 PCT WOMAN | REP | Total |
|----------------------|-------|---------|
| Number of Precincts | | 1 |
| Precincts Reporting | 1 | 100.0 % |
| Times Counted | 14/53 | 26.4 % |
| Total Votes | 0 | |
| Write-in Votes | 0 | N/A |

| REP KC 4-3 PCT MAN | REP | Total |
|---------------------|-------|---------|
| Number of Precincts | | 1 |
| Precincts Reporting | 1 | 100.0 % |
| Times Counted | 13/40 | 32.5 % |
| Total Votes | 2 | |
| Write-in Votes | 2 | 100.00% |

| REP KC 5-2 PCT MAN | REP | Total |
|---------------------|------|---------|
| Number of Precincts | | 1 |
| Precincts Reporting | 1 | 100.0 % |
| Times Counted | 6/31 | 19.4 % |
| Total Votes | 1 | |
| Write-in Votes | 1 | 100.00% |

| REP KC 4-3 PCT WOMAN | REP | Total |
|----------------------|-------|---------|
| Number of Precincts | | 1 |
| Precincts Reporting | 1 | 100.0 % |
| Times Counted | 13/40 | 32.5 % |
| Total Votes | 3 | |
| Write-in Votes | 3 | 100.00% |

| REP KC 5-2 PCT WOMAN | REP | Total |
|----------------------|------|---------|
| Number of Precincts | | 1 |
| Precincts Reporting | 1 | 100.0 % |
| Times Counted | 6/31 | 19.4 % |
| Total Votes | 1 | |
| Write-in Votes | 1 | 100.00% |

| REP KC 4-4 PCT MAN | REP | Total |
|---------------------|--------|---------|
| Number of Precincts | | 1 |
| Precincts Reporting | 1 | 100.0 % |
| Times Counted | 25/107 | 23.4 % |
| Total Votes | 1 | |
| Write-in Votes | 1 | 100.00% |

| REP KC 5-3 PCT MAN | REP | Total |
|---------------------|------|---------|
| Number of Precincts | | 1 |
| Precincts Reporting | 1 | 100.0 % |
| Times Counted | 5/26 | 19.2 % |
| Total Votes | 1 | |
| Write-in Votes | 1 | 100.00% |

| REP KC 4-4 PCT WOMAN | REP | Total |
|----------------------|--------|---------|
| Number of Precincts | | 1 |
| Precincts Reporting | 1 | 100.0 % |
| Times Counted | 25/107 | 23.4 % |
| Total Votes | 1 | |
| Write-in Votes | 1 | 100.00% |

| REP KC 5-3 PCT WOMAN | REP | Total |
|----------------------|------|---------|
| Number of Precincts | | 1 |
| Precincts Reporting | 1 | 100.0 % |
| Times Counted | 5/26 | 19.2 % |
| Total Votes | 0 | |
| Write-in Votes | 0 | N/A |

Election Summary Report
 Wyandotte County, KS
 Primary Election-8-2-16
 Summary For Jurisdiction Wide, All Counters, All Races
 Official Results

Date:08/08/16
 Time:13:18:38
 Page:28 of 42

Registered Voters 75203 - Cards Cast 16477 21.91%

Num. Report Precinct 113 - Num. Reporting 113 100.00%

| REP KC 5-4 PCT MAN | REP | Total |
|---------------------|------|---------|
| Number of Precincts | 1 | |
| Precincts Reporting | 1 | 100.0 % |
| Times Counted | 2/30 | 6.7 % |
| Total Votes | 0 | |
| Write-in Votes | 0 | N/A |

| REP KC 6-2 PCT MAN | REP | Total |
|---------------------|------|---------|
| Number of Precincts | 1 | |
| Precincts Reporting | 1 | 100.0 % |
| Times Counted | 3/20 | 15.0 % |
| Total Votes | 0 | |
| Write-in Votes | 0 | N/A |

| REP KC 5-4 PCT WOMAN | REP | Total |
|----------------------|------|---------|
| Number of Precincts | 1 | |
| Precincts Reporting | 1 | 100.0 % |
| Times Counted | 2/30 | 6.7 % |
| Total Votes | 0 | |
| Write-in Votes | 0 | N/A |

| REP KC 6-2 PCT WOMAN | REP | Total |
|----------------------|------|---------|
| Number of Precincts | 1 | |
| Precincts Reporting | 1 | 100.0 % |
| Times Counted | 3/20 | 15.0 % |
| Total Votes | 0 | |
| Write-in Votes | 0 | N/A |

| REP KC 5-5 PCT MAN | REP | Total |
|---------------------|-------|---------|
| Number of Precincts | 1 | |
| Precincts Reporting | 1 | 100.0 % |
| Times Counted | 14/47 | 29.8 % |
| Total Votes | 2 | |
| Write-in Votes | 2 | 100.00% |

| REP KC 7-1 PCT MAN | REP | Total |
|---------------------|-------|---------|
| Number of Precincts | 1 | |
| Precincts Reporting | 1 | 100.0 % |
| Times Counted | 19/83 | 22.9 % |
| Total Votes | 0 | |
| Write-in Votes | 0 | N/A |

| REP KC 5-5 PCT WOMAN | REP | Total |
|----------------------|-------|---------|
| Number of Precincts | 1 | |
| Precincts Reporting | 1 | 100.0 % |
| Times Counted | 14/47 | 29.8 % |
| Total Votes | 2 | |
| Write-in Votes | 2 | 100.00% |

| REP KC 7-1 PCT WOMAN | REP | Total |
|----------------------|-------|---------|
| Number of Precincts | 1 | |
| Precincts Reporting | 1 | 100.0 % |
| Times Counted | 19/83 | 22.9 % |
| Total Votes | 0 | |
| Write-in Votes | 0 | N/A |

| REP KC 6-1 PCT MAN | REP | Total |
|---------------------|-------|---------|
| Number of Precincts | 1 | |
| Precincts Reporting | 1 | 100.0 % |
| Times Counted | 12/79 | 15.2 % |
| Total Votes | 1 | |
| Write-in Votes | 1 | 100.00% |

| REP KC 7-2 PCT MAN | REP | Total |
|---------------------|-------|---------|
| Number of Precincts | 1 | |
| Precincts Reporting | 1 | 100.0 % |
| Times Counted | 12/52 | 23.1 % |
| Total Votes | 0 | |
| Write-in Votes | 0 | N/A |

| REP KC 6-1 PCT WOMAN | REP | Total |
|----------------------|-------|---------|
| Number of Precincts | 1 | |
| Precincts Reporting | 1 | 100.0 % |
| Times Counted | 12/79 | 15.2 % |
| Total Votes | 1 | |
| Write-in Votes | 1 | 100.00% |

| REP KC 7-2 PCT WOMAN | REP | Total |
|----------------------|-------|---------|
| Number of Precincts | 1 | |
| Precincts Reporting | 1 | 100.0 % |
| Times Counted | 12/52 | 23.1 % |
| Total Votes | 0 | |
| Write-in Votes | 0 | N/A |

Election Summary Report
 Wyandotte County, KS
 Primary Election-8-2-16
 Summary For Jurisdiction Wide, All Counters, All Races
 Official Results

Date:08/08/16
 Time:13:18:38
 Page:29 of 42

Registered Voters 75203 - Cards Cast 16477 21.91%

Num. Report Precinct 113 - Num. Reporting 113 100.00%

| REP KC 7-3 PCT MAN | REP | Total |
|---------------------|-------|---------|
| Number of Precincts | | 1 |
| Precincts Reporting | 1 | 100.0 % |
| Times Counted | 15/58 | 25.9 % |
| Total Votes | 1 | |
| Write-in Votes | 1 | 100.00% |

| REP KC 7-6 PCT MAN | REP | Total |
|---------------------|--------|---------|
| Number of Precincts | | 1 |
| Precincts Reporting | 1 | 100.0 % |
| Times Counted | 33/138 | 23.9 % |
| Total Votes | 2 | |
| Write-in Votes | 2 | 100.00% |

| REP KC 7-3 PCT WOMAN | REP | Total |
|----------------------|-------|---------|
| Number of Precincts | | 1 |
| Precincts Reporting | 1 | 100.0 % |
| Times Counted | 15/58 | 25.9 % |
| Total Votes | 0 | |
| Write-in Votes | 0 | N/A |

| REP KC 7-6 PCT WOMAN | REP | Total |
|----------------------|--------|---------|
| Number of Precincts | | 1 |
| Precincts Reporting | 1 | 100.0 % |
| Times Counted | 33/138 | 23.9 % |
| Total Votes | 4 | |
| Write-in Votes | 4 | 100.00% |

| REP KC 7-4 PCT MAN | REP | Total |
|---------------------|--------|---------|
| Number of Precincts | | 1 |
| Precincts Reporting | 1 | 100.0 % |
| Times Counted | 48/165 | 29.1 % |
| Total Votes | 4 | |
| Write-in Votes | 4 | 100.00% |

| REP KC 7-7 PCT MAN | REP | Total |
|---------------------|------|---------|
| Number of Precincts | | 1 |
| Precincts Reporting | 1 | 100.0 % |
| Times Counted | 8/31 | 25.8 % |
| Total Votes | 0 | |
| Write-in Votes | 0 | N/A |

| REP KC 7-4 PCT WOMAN | REP | Total |
|----------------------|--------|---------|
| Number of Precincts | | 1 |
| Precincts Reporting | 1 | 100.0 % |
| Times Counted | 48/165 | 29.1 % |
| Total Votes | 4 | |
| Write-in Votes | 4 | 100.00% |

| REP KC 7-7 PCT WOMAN | REP | Total |
|----------------------|------|---------|
| Number of Precincts | | 1 |
| Precincts Reporting | 1 | 100.0 % |
| Times Counted | 8/31 | 25.8 % |
| Total Votes | 0 | |
| Write-in Votes | 0 | N/A |

| REP KC 7-5 PCT MAN | REP | Total |
|---------------------|------|---------|
| Number of Precincts | | 1 |
| Precincts Reporting | 1 | 100.0 % |
| Times Counted | 9/22 | 40.9 % |
| Total Votes | 1 | |
| Write-in Votes | 1 | 100.00% |

| REP KC 7-8 PCT MAN | REP | Total |
|---------------------|--------|---------|
| Number of Precincts | | 1 |
| Precincts Reporting | 1 | 100.0 % |
| Times Counted | 52/184 | 28.3 % |
| Total Votes | 1 | |
| Write-in Votes | 1 | 100.00% |

| REP KC 7-5 PCT WOMAN | REP | Total |
|----------------------|------|---------|
| Number of Precincts | | 1 |
| Precincts Reporting | 1 | 100.0 % |
| Times Counted | 9/22 | 40.9 % |
| Total Votes | 0 | |
| Write-in Votes | 0 | N/A |

| REP KC 7-8 PCT WOMAN | REP | Total |
|----------------------|--------|---------|
| Number of Precincts | | 1 |
| Precincts Reporting | 1 | 100.0 % |
| Times Counted | 52/184 | 28.3 % |
| Total Votes | 1 | |
| Write-in Votes | 1 | 100.00% |

Election Summary Report
Wyandotte County, KS
Primary Election-8-2-16
Summary For Jurisdiction Wide, All Counters, All Races
Official Results

Date:08/08/16
 Time:13:18:38
 Page:30 of 42

Registered Voters 75203 - Cards Cast 16477 21.91%

Num. Report Precinct 113 - Num. Reporting 113 100.00%

| REP KC 7-9 PCT MAN | REP | Total |
|---------------------|--------|---------|
| Number of Precincts | | 1 |
| Precincts Reporting | 1 | 100.0 % |
| Times Counted | 55/186 | 29.6 % |
| Total Votes | 3 | |
| Write-in Votes | 3 | 100.00% |

| REP KC 8-3 PCT MAN | REP | Total |
|---------------------|--------|---------|
| Number of Precincts | | 1 |
| Precincts Reporting | 1 | 100.0 % |
| Times Counted | 38/162 | 23.5 % |
| Total Votes | 2 | |
| Write-in Votes | 2 | 100.00% |

| REP KC 7-9 PCT WOMAN | REP | Total |
|----------------------|--------|---------|
| Number of Precincts | | 1 |
| Precincts Reporting | 1 | 100.0 % |
| Times Counted | 55/186 | 29.6 % |
| Total Votes | 6 | |
| Write-in Votes | 6 | 100.00% |

| REP KC 8-3 PCT WOMAN | REP | Total |
|----------------------|--------|---------|
| Number of Precincts | | 1 |
| Precincts Reporting | 1 | 100.0 % |
| Times Counted | 38/162 | 23.5 % |
| Total Votes | 1 | |
| Write-in Votes | 1 | 100.00% |

| REP KC 8-1 PCT MAN | REP | Total |
|---------------------|--------|---------|
| Number of Precincts | | 1 |
| Precincts Reporting | 1 | 100.0 % |
| Times Counted | 20/118 | 16.9 % |
| Total Votes | 0 | |
| Write-in Votes | 0 | N/A |

| REP KC 8-4 PCT MAN | REP | Total |
|---------------------|--------|---------|
| Number of Precincts | | 1 |
| Precincts Reporting | 1 | 100.0 % |
| Times Counted | 31/117 | 26.5 % |
| Total Votes | 1 | |
| Write-in Votes | 1 | 100.00% |

| REP KC 8-1 PCT WOMAN | REP | Total |
|----------------------|--------|---------|
| Number of Precincts | | 1 |
| Precincts Reporting | 1 | 100.0 % |
| Times Counted | 20/118 | 16.9 % |
| Total Votes | 1 | |
| Write-in Votes | 1 | 100.00% |

| REP KC 8-4 PCT WOMAN | REP | Total |
|----------------------|--------|---------|
| Number of Precincts | | 1 |
| Precincts Reporting | 1 | 100.0 % |
| Times Counted | 31/117 | 26.5 % |
| Total Votes | 14 | |
| Jean E. Neely | 14 | 100.00% |
| Write-in Votes | 0 | 0.00% |

| REP KC 8-2 PCT MAN | REP | Total |
|---------------------|-------|---------|
| Number of Precincts | | 1 |
| Precincts Reporting | 1 | 100.0 % |
| Times Counted | 21/89 | 23.6 % |
| Total Votes | 2 | |
| Write-in Votes | 2 | 100.00% |

| REP KC 9-1 PCT MAN | REP | Total |
|---------------------|-------|---------|
| Number of Precincts | | 1 |
| Precincts Reporting | 1 | 100.0 % |
| Times Counted | 10/34 | 29.4 % |
| Total Votes | 0 | |
| Write-in Votes | 0 | N/A |

| REP KC 8-2 PCT WOMAN | REP | Total |
|----------------------|-------|---------|
| Number of Precincts | | 1 |
| Precincts Reporting | 1 | 100.0 % |
| Times Counted | 21/89 | 23.6 % |
| Total Votes | 2 | |
| Write-in Votes | 2 | 100.00% |

| REP KC 9-1 PCT WOMAN | REP | Total |
|----------------------|-------|---------|
| Number of Precincts | | 1 |
| Precincts Reporting | 1 | 100.0 % |
| Times Counted | 10/34 | 29.4 % |
| Total Votes | 0 | |
| Write-in Votes | 0 | N/A |

Election Summary Report
Wyandotte County, KS
Primary Election-8-2-16
Summary For Jurisdiction Wide, All Counters, All Races
Official Results

Date:08/08/16
 Time:13:18:38
 Page:31 of 42

Registered Voters 75203 - Cards Cast 16477 21.91%

Num. Report Precinct 113 - Num. Reporting 113 100.00%

| REP KC 9-2 PCT MAN | REP | Total |
|---------------------|-------|---------|
| Number of Precincts | 1 | |
| Precincts Reporting | 1 | 100.0 % |
| Times Counted | 29/90 | 32.2 % |
| Total Votes | 2 | |
| Write-in Votes | 2 | 100.00% |

| REP KC 9-5 PCT MAN | REP | Total |
|---------------------|------|---------|
| Number of Precincts | 1 | |
| Precincts Reporting | 1 | 100.0 % |
| Times Counted | 0/18 | 0.0 % |
| Total Votes | 0 | |
| Write-in Votes | 0 | N/A |

| REP KC 9-2 PCT WOMAN | REP | Total |
|----------------------|-------|---------|
| Number of Precincts | 1 | |
| Precincts Reporting | 1 | 100.0 % |
| Times Counted | 29/90 | 32.2 % |
| Total Votes | 3 | |
| Write-in Votes | 3 | 100.00% |

| REP KC 9-5 PCT WOMAN | REP | Total |
|----------------------|------|---------|
| Number of Precincts | 1 | |
| Precincts Reporting | 1 | 100.0 % |
| Times Counted | 0/18 | 0.0 % |
| Total Votes | 0 | |
| Write-in Votes | 0 | N/A |

| REP KC 9-3 PCT MAN | REP | Total |
|----------------------|--------|---------|
| Number of Precincts | 1 | |
| Precincts Reporting | 1 | 100.0 % |
| Times Counted | 36/154 | 23.4 % |
| Total Votes | 25 | |
| Robbie Killingsworth | 24 | 96.00% |
| Write-in Votes | 1 | 4.00% |

| REP KC 9-6 PCT MAN | REP | Total |
|---------------------|------|---------|
| Number of Precincts | 1 | |
| Precincts Reporting | 1 | 100.0 % |
| Times Counted | 8/66 | 12.1 % |
| Total Votes | 1 | |
| Write-in Votes | 1 | 100.00% |

| REP KC 9-3 PCT WOMAN | REP | Total |
|----------------------|--------|---------|
| Number of Precincts | 1 | |
| Precincts Reporting | 1 | 100.0 % |
| Times Counted | 36/154 | 23.4 % |
| Total Votes | 25 | |
| Donna L. Harsh | 25 | 100.00% |
| Write-in Votes | 0 | 0.00% |

| REP KC 9-6 PCT WOMAN | REP | Total |
|----------------------|------|---------|
| Number of Precincts | 1 | |
| Precincts Reporting | 1 | 100.0 % |
| Times Counted | 8/66 | 12.1 % |
| Total Votes | 1 | |
| Write-in Votes | 1 | 100.00% |

| REP KC 9-4 PCT MAN | REP | Total |
|---------------------|------|---------|
| Number of Precincts | 1 | |
| Precincts Reporting | 1 | 100.0 % |
| Times Counted | 9/36 | 25.0 % |
| Total Votes | 0 | |
| Write-in Votes | 0 | N/A |

| REP KC 9-7 PCT MAN | REP | Total |
|---------------------|--------|---------|
| Number of Precincts | 1 | |
| Precincts Reporting | 1 | 100.0 % |
| Times Counted | 47/175 | 26.9 % |
| Total Votes | 4 | |
| Write-in Votes | 4 | 100.00% |

| REP KC 9-4 PCT WOMAN | REP | Total |
|----------------------|------|---------|
| Number of Precincts | 1 | |
| Precincts Reporting | 1 | 100.0 % |
| Times Counted | 9/36 | 25.0 % |
| Total Votes | 0 | |
| Write-in Votes | 0 | N/A |

| REP KC 9-7 PCT WOMAN | REP | Total |
|----------------------|--------|---------|
| Number of Precincts | 1 | |
| Precincts Reporting | 1 | 100.0 % |
| Times Counted | 47/175 | 26.9 % |
| Total Votes | 5 | |
| Write-in Votes | 5 | 100.00% |

Election Summary Report
Wyandotte County, KS
Primary Election-8-2-16
Summary For Jurisdiction Wide, All Counters, All Races
Official Results

Date:08/08/16
 Time:13:18:38
 Page:32 of 42

Registered Voters 75203 - Cards Cast 16477 21.91%

Num. Report Precinct 113 - Num. Reporting 113 100.00%

| REP KC 9-8 PCT MAN | REP | Total |
|---------------------|-------|---------|
| Number of Precincts | | 1 |
| Precincts Reporting | 1 | 100.0 % |
| Times Counted | 15/68 | 22.1 % |
| Total Votes | 0 | |
| Write-in Votes | 0 | N/A |

| REP KC 9-11 PCT MAN | REP | Total |
|---------------------|--------|---------|
| Number of Precincts | | 1 |
| Precincts Reporting | 1 | 100.0 % |
| Times Counted | 35/116 | 30.2 % |
| Total Votes | 0 | |
| Write-in Votes | 0 | N/A |

| REP KC 9-8 PCT WOMAN | REP | Total |
|----------------------|-------|---------|
| Number of Precincts | | 1 |
| Precincts Reporting | 1 | 100.0 % |
| Times Counted | 15/68 | 22.1 % |
| Total Votes | 0 | |
| Write-in Votes | 0 | N/A |

| REP KC 9-11 PCT WOMAN | REP | Total |
|-----------------------|--------|---------|
| Number of Precincts | | 1 |
| Precincts Reporting | 1 | 100.0 % |
| Times Counted | 35/116 | 30.2 % |
| Total Votes | 1 | |
| Write-in Votes | 1 | 100.00% |

| REP KC 9-9 PCT MAN | REP | Total |
|---------------------|-------|---------|
| Number of Precincts | | 1 |
| Precincts Reporting | 1 | 100.0 % |
| Times Counted | 20/56 | 35.7 % |
| Total Votes | 1 | |
| Write-in Votes | 1 | 100.00% |

| REP KC 9-12 PCT MAN | REP | Total |
|---------------------|--------|---------|
| Number of Precincts | | 1 |
| Precincts Reporting | 1 | 100.0 % |
| Times Counted | 58/193 | 30.1 % |
| Total Votes | 4 | |
| Write-in Votes | 4 | 100.00% |

| REP KC 9-9 PCT WOMAN | REP | Total |
|----------------------|-------|---------|
| Number of Precincts | | 1 |
| Precincts Reporting | 1 | 100.0 % |
| Times Counted | 20/56 | 35.7 % |
| Total Votes | 1 | |
| Write-in Votes | 1 | 100.00% |

| REP KC 9-12 PCT WOMAN | REP | Total |
|-----------------------|--------|---------|
| Number of Precincts | | 1 |
| Precincts Reporting | 1 | 100.0 % |
| Times Counted | 58/193 | 30.1 % |
| Total Votes | 3 | |
| Write-in Votes | 3 | 100.00% |

| REP KC 9-10 PCT MAN | REP | Total |
|---------------------|--------|---------|
| Number of Precincts | | 1 |
| Precincts Reporting | 1 | 100.0 % |
| Times Counted | 52/164 | 31.7 % |
| Total Votes | 3 | |
| Write-in Votes | 3 | 100.00% |

| REP KC 9-13 PCT MAN | REP | Total |
|---------------------|--------|---------|
| Number of Precincts | | 1 |
| Precincts Reporting | 1 | 100.0 % |
| Times Counted | 38/141 | 27.0 % |
| Total Votes | 2 | |
| Write-in Votes | 2 | 100.00% |

| REP KC 9-10 PCT WOMAN | REP | Total |
|-----------------------|--------|---------|
| Number of Precincts | | 1 |
| Precincts Reporting | 1 | 100.0 % |
| Times Counted | 52/164 | 31.7 % |
| Total Votes | 4 | |
| Write-in Votes | 4 | 100.00% |

| REP KC 9-13 PCT WOMAN | REP | Total |
|-----------------------|--------|---------|
| Number of Precincts | | 1 |
| Precincts Reporting | 1 | 100.0 % |
| Times Counted | 38/141 | 27.0 % |
| Total Votes | 2 | |
| Write-in Votes | 2 | 100.00% |

Election Summary Report
Wyandotte County, KS
Primary Election-8-2-16
Summary For Jurisdiction Wide, All Counters, All Races
Official Results

Date:08/08/16
 Time:13:18:38
 Page:33 of 42

Registered Voters 75203 - Cards Cast 16477 21.91%

Num. Report Precinct 113 - Num. Reporting 113 100.00%

| REP KC 9-14 PCT MAN | REP | Total |
|---------------------|--------|---------|
| Number of Precincts | | 1 |
| Precincts Reporting | 1 | 100.0 % |
| Times Counted | 53/190 | 27.9 % |
| Total Votes | 1 | |
| Write-in Votes | 1 | 100.00% |

| REP KC 10-1 PCT MAN | REP | Total |
|---------------------|------|---------|
| Number of Precincts | | 1 |
| Precincts Reporting | 1 | 100.0 % |
| Times Counted | 2/23 | 8.7 % |
| Total Votes | 0 | |
| Write-in Votes | 0 | N/A |

| REP KC 9-14 PCT WOMAN | REP | Total |
|-----------------------|--------|---------|
| Number of Precincts | | 1 |
| Precincts Reporting | 1 | 100.0 % |
| Times Counted | 53/190 | 27.9 % |
| Total Votes | 25 | |
| Tracy L. Ramey | 24 | 96.00% |
| Write-in Votes | 1 | 4.00% |

| REP KC 10-1 PCT WOMAN | REP | Total |
|-----------------------|------|---------|
| Number of Precincts | | 1 |
| Precincts Reporting | 1 | 100.0 % |
| Times Counted | 2/23 | 8.7 % |
| Total Votes | 0 | |
| Write-in Votes | 0 | N/A |

| REP KC 9-15 PCT MAN | REP | Total |
|---------------------|-----|---------|
| Number of Precincts | | 1 |
| Precincts Reporting | 1 | 100.0 % |
| Times Counted | 0/0 | |
| Total Votes | 0 | |
| Write-in Votes | 0 | N/A |

| REP KC 10-2 PCT MAN | REP | Total |
|---------------------|-------|---------|
| Number of Precincts | | 1 |
| Precincts Reporting | 1 | 100.0 % |
| Times Counted | 11/38 | 28.9 % |
| Total Votes | 1 | |
| Write-in Votes | 1 | 100.00% |

| REP KC 9-15 PCT WOMAN | REP | Total |
|-----------------------|-----|---------|
| Number of Precincts | | 1 |
| Precincts Reporting | 1 | 100.0 % |
| Times Counted | 0/0 | |
| Total Votes | 0 | |
| Write-in Votes | 0 | N/A |

| REP KC 10-2 PCT WOMAN | REP | Total |
|-----------------------|-------|---------|
| Number of Precincts | | 1 |
| Precincts Reporting | 1 | 100.0 % |
| Times Counted | 11/38 | 28.9 % |
| Total Votes | 1 | |
| Write-in Votes | 1 | 100.00% |

| REP KC 9-16 PCT MAN | REP | Total |
|---------------------|--------|---------|
| Number of Precincts | | 1 |
| Precincts Reporting | 1 | 100.0 % |
| Times Counted | 84/393 | 21.4 % |
| Total Votes | 0 | |
| Write-in Votes | 0 | N/A |

| REP KC 10-3 PCT MAN | REP | Total |
|---------------------|-----|---------|
| Number of Precincts | | 1 |
| Precincts Reporting | 1 | 100.0 % |
| Times Counted | 0/4 | 0.0 % |
| Total Votes | 0 | |
| Write-in Votes | 0 | N/A |

| REP KC 9-16 PCT WOMAN | REP | Total |
|-----------------------|--------|---------|
| Number of Precincts | | 1 |
| Precincts Reporting | 1 | 100.0 % |
| Times Counted | 84/393 | 21.4 % |
| Total Votes | 53 | |
| Rosalind D. Woody | 51 | 96.23% |
| Write-in Votes | 2 | 3.77% |

| REP KC 10-3 PCT WOMAN | REP | Total |
|-----------------------|-----|---------|
| Number of Precincts | | 1 |
| Precincts Reporting | 1 | 100.0 % |
| Times Counted | 0/4 | 0.0 % |
| Total Votes | 0 | |
| Write-in Votes | 0 | N/A |

Election Summary Report
Wyandotte County, KS
Primary Election-8-2-16

Date:08/08/16
Time:13:18:38
Page:34 of 42

Summary For Jurisdiction Wide, All Counters, All Races
Official Results

Registered Voters 75203 - Cards Cast 16477 21.91%

Num. Report Precinct 113 - Num. Reporting 113 100.00%

| REP KC 10-4 PCT MAN | REP | Total |
|---------------------|------|---------|
| Number of Precincts | | 1 |
| Precincts Reporting | 1 | 100.0 % |
| Times Counted | 7/34 | 20.6 % |
| Total Votes | 0 | |
| Write-in Votes | 0 | N/A |

| REP KC 11-2 PCT MAN | REP | Total |
|---------------------|-------|---------|
| Number of Precincts | | 1 |
| Precincts Reporting | 1 | 100.0 % |
| Times Counted | 16/53 | 30.2 % |
| Total Votes | 1 | |
| Write-in Votes | 1 | 100.00% |

| REP KC 10-4 PCT WOMAN | REP | Total |
|-----------------------|------|---------|
| Number of Precincts | | 1 |
| Precincts Reporting | 1 | 100.0 % |
| Times Counted | 7/34 | 20.6 % |
| Total Votes | 0 | |
| Write-in Votes | 0 | N/A |

| REP KC 11-2 PCT WOMAN | REP | Total |
|-----------------------|-------|---------|
| Number of Precincts | | 1 |
| Precincts Reporting | 1 | 100.0 % |
| Times Counted | 16/53 | 30.2 % |
| Total Votes | 1 | |
| Write-in Votes | 1 | 100.00% |

| REP KC 10-5 PCT MAN | REP | Total |
|---------------------|-------|---------|
| Number of Precincts | | 1 |
| Precincts Reporting | 1 | 100.0 % |
| Times Counted | 38/95 | 40.0 % |
| Total Votes | 0 | |
| Write-in Votes | 0 | N/A |

| REP KC 11-3 PCT MAN | REP | Total |
|---------------------|-------|---------|
| Number of Precincts | | 1 |
| Precincts Reporting | 1 | 100.0 % |
| Times Counted | 25/96 | 26.0 % |
| Total Votes | 0 | |
| Write-in Votes | 0 | N/A |

| REP KC 10-5 PCT WOMAN | REP | Total |
|-----------------------|-------|---------|
| Number of Precincts | | 1 |
| Precincts Reporting | 1 | 100.0 % |
| Times Counted | 38/95 | 40.0 % |
| Total Votes | 0 | |
| Write-in Votes | 0 | N/A |

| REP KC 11-3 PCT WOMAN | REP | Total |
|-----------------------|-------|---------|
| Number of Precincts | | 1 |
| Precincts Reporting | 1 | 100.0 % |
| Times Counted | 25/96 | 26.0 % |
| Total Votes | 0 | |
| Write-in Votes | 0 | N/A |

| REP KC 11-1 PCT MAN | REP | Total |
|---------------------|-------|---------|
| Number of Precincts | | 1 |
| Precincts Reporting | 1 | 100.0 % |
| Times Counted | 16/62 | 25.8 % |
| Total Votes | 1 | |
| Write-in Votes | 1 | 100.00% |

| REP KC 11-4 PCT MAN | REP | Total |
|---------------------|-------|---------|
| Number of Precincts | | 1 |
| Precincts Reporting | 1 | 100.0 % |
| Times Counted | 22/63 | 34.9 % |
| Total Votes | 0 | |
| Write-in Votes | 0 | N/A |

| REP KC 11-1 PCT WOMAN | REP | Total |
|-----------------------|-------|---------|
| Number of Precincts | | 1 |
| Precincts Reporting | 1 | 100.0 % |
| Times Counted | 16/62 | 25.8 % |
| Total Votes | 1 | |
| Write-in Votes | 1 | 100.00% |

| REP KC 11-4 PCT WOMAN | REP | Total |
|-----------------------|-------|---------|
| Number of Precincts | | 1 |
| Precincts Reporting | 1 | 100.0 % |
| Times Counted | 22/63 | 34.9 % |
| Total Votes | 0 | |
| Write-in Votes | 0 | N/A |

Election Summary Report
 Wyandotte County, KS
 Primary Election-8-2-16
 Summary For Jurisdiction Wide, All Counters, All Races
 Official Results

Date:08/08/16
 Time:13:18:38
 Page:35 of 42

Registered Voters 75203 - Cards Cast 16477 21.91%

Num. Report Precinct 113 - Num. Reporting 113 100.00%

| REP KC 11-5 PCT MAN | REP | Total |
|---------------------|-------|---------|
| Number of Precincts | 1 | |
| Precincts Reporting | 1 | 100.0 % |
| Times Counted | 29/99 | 29.3 % |
| Total Votes | 1 | |
| Write-in Votes | 1 | 100.00% |

| REP KC 11-8 PCT MAN | REP | Total |
|---------------------|--------|---------|
| Number of Precincts | 1 | |
| Precincts Reporting | 1 | 100.0 % |
| Times Counted | 14/100 | 14.0 % |
| Total Votes | 0 | |
| Write-in Votes | 0 | N/A |

| REP KC 11-5 PCT WOMAN | REP | Total |
|-----------------------|-------|---------|
| Number of Precincts | 1 | |
| Precincts Reporting | 1 | 100.0 % |
| Times Counted | 29/99 | 29.3 % |
| Total Votes | 2 | |
| Write-in Votes | 2 | 100.00% |

| REP KC 11-8 PCT WOMAN | REP | Total |
|-----------------------|--------|---------|
| Number of Precincts | 1 | |
| Precincts Reporting | 1 | 100.0 % |
| Times Counted | 14/100 | 14.0 % |
| Total Votes | 0 | |
| Write-in Votes | 0 | N/A |

| REP KC 11-6 PCT MAN | REP | Total |
|---------------------|-------|---------|
| Number of Precincts | 1 | |
| Precincts Reporting | 1 | 100.0 % |
| Times Counted | 11/50 | 22.0 % |
| Total Votes | 0 | |
| Write-in Votes | 0 | N/A |

| REP KC 11-9 PCT MAN | REP | Total |
|---------------------|-------|---------|
| Number of Precincts | 1 | |
| Precincts Reporting | 1 | 100.0 % |
| Times Counted | 31/80 | 38.8 % |
| Total Votes | 1 | |
| Write-in Votes | 1 | 100.00% |

| REP KC 11-6 PCT WOMAN | REP | Total |
|-----------------------|-------|---------|
| Number of Precincts | 1 | |
| Precincts Reporting | 1 | 100.0 % |
| Times Counted | 11/50 | 22.0 % |
| Total Votes | 0 | |
| Write-in Votes | 0 | N/A |

| REP KC 11-9 PCT WOMAN | REP | Total |
|-----------------------|-------|---------|
| Number of Precincts | 1 | |
| Precincts Reporting | 1 | 100.0 % |
| Times Counted | 31/80 | 38.8 % |
| Total Votes | 2 | |
| Write-in Votes | 2 | 100.00% |

| REP KC 11-7 PCT MAN | REP | Total |
|---------------------|-------|---------|
| Number of Precincts | 1 | |
| Precincts Reporting | 1 | 100.0 % |
| Times Counted | 17/72 | 23.6 % |
| Total Votes | 0 | |
| Write-in Votes | 0 | N/A |

| REP KC 11-10 PCT MAN | REP | Total |
|----------------------|--------|---------|
| Number of Precincts | 1 | |
| Precincts Reporting | 1 | 100.0 % |
| Times Counted | 43/110 | 39.1 % |
| Total Votes | 3 | |
| Write-in Votes | 3 | 100.00% |

| REP KC 11-7 PCT WOMAN | REP | Total |
|-----------------------|-------|---------|
| Number of Precincts | 1 | |
| Precincts Reporting | 1 | 100.0 % |
| Times Counted | 17/72 | 23.6 % |
| Total Votes | 0 | |
| Write-in Votes | 0 | N/A |

| REP KC 11-10 PCT WOMAN | REP | Total |
|------------------------|--------|---------|
| Number of Precincts | 1 | |
| Precincts Reporting | 1 | 100.0 % |
| Times Counted | 43/110 | 39.1 % |
| Total Votes | 2 | |
| Write-in Votes | 2 | 100.00% |

Election Summary Report
Wyandotte County, KS
Primary Election-8-2-16
Summary For Jurisdiction Wide, All Counters, All Races
Official Results

Date:08/08/16
 Time:13:18:38
 Page:36 of 42

Registered Voters 75203 - Cards Cast 16477 21.91%

Num. Report Precinct 113 - Num. Reporting 113 100.00%

| REP KC 11-11 PCT MAN | REP | Total |
|----------------------|--------|---------|
| Number of Precincts | | 1 |
| Precincts Reporting | 1 | 100.0 % |
| Times Counted | 72/179 | 40.2 % |
| Total Votes | | 1 |
| Write-in Votes | 1 | 100.00% |

| REP KC 12-2 PCT MAN | REP | Total |
|---------------------|-------|---------|
| Number of Precincts | | 1 |
| Precincts Reporting | 1 | 100.0 % |
| Times Counted | 11/64 | 17.2 % |
| Total Votes | | 0 |
| Write-in Votes | 0 | N/A |

| REP KC 11-11 PCT WOMAN | REP | Total |
|------------------------|--------|---------|
| Number of Precincts | | 1 |
| Precincts Reporting | 1 | 100.0 % |
| Times Counted | 72/179 | 40.2 % |
| Total Votes | | 0 |
| Write-in Votes | 0 | N/A |

| REP KC 12-2 PCT WOMAN | REP | Total |
|-----------------------|-------|---------|
| Number of Precincts | | 1 |
| Precincts Reporting | 1 | 100.0 % |
| Times Counted | 11/64 | 17.2 % |
| Total Votes | | 0 |
| Write-in Votes | 0 | N/A |

| REP KC 11-12 PCT MAN | REP | Total |
|----------------------|-------|---------|
| Number of Precincts | | 1 |
| Precincts Reporting | 1 | 100.0 % |
| Times Counted | 12/47 | 25.5 % |
| Total Votes | | 0 |
| Write-in Votes | 0 | N/A |

| REP KC 12-3 PCT MAN | REP | Total |
|---------------------|--------|---------|
| Number of Precincts | | 1 |
| Precincts Reporting | 1 | 100.0 % |
| Times Counted | 28/173 | 16.2 % |
| Total Votes | | 1 |
| Write-in Votes | 1 | 100.00% |

| REP KC 11-12 PCT WOMAN | REP | Total |
|------------------------|-------|---------|
| Number of Precincts | | 1 |
| Precincts Reporting | 1 | 100.0 % |
| Times Counted | 12/47 | 25.5 % |
| Total Votes | | 0 |
| Write-in Votes | 0 | N/A |

| REP KC 12-3 PCT WOMAN | REP | Total |
|-----------------------|--------|---------|
| Number of Precincts | | 1 |
| Precincts Reporting | 1 | 100.0 % |
| Times Counted | 28/173 | 16.2 % |
| Total Votes | | 1 |
| Write-in Votes | 1 | 100.00% |

| REP KC 12-1 PCT MAN | REP | Total |
|---------------------------------|--------|---------|
| * Alad Aguirre 6 Votes* Elected | | |
| Number of Precincts | | 1 |
| Precincts Reporting | 1 | 100.0 % |
| Times Counted | 35/158 | 22.2 % |
| Total Votes | | 7 |
| * Write-in Votes * | 7 | 100.00% |

| REP KC 12-4 PCT MAN | REP | Total |
|---------------------|--------|---------|
| Number of Precincts | | 1 |
| Precincts Reporting | 1 | 100.0 % |
| Times Counted | 59/179 | 33.0 % |
| Total Votes | | 0 |
| Write-in Votes | 0 | N/A |

| REP KC 12-1 PCT WOMAN | REP | Total |
|-----------------------|--------|---------|
| Number of Precincts | | 1 |
| Precincts Reporting | 1 | 100.0 % |
| Times Counted | 35/158 | 22.2 % |
| Total Votes | | 1 |
| Write-in Votes | 1 | 100.00% |

| REP KC 12-4 PCT WOMAN | REP | Total |
|-----------------------|--------|---------|
| Number of Precincts | | 1 |
| Precincts Reporting | 1 | 100.0 % |
| Times Counted | 59/179 | 33.0 % |
| Total Votes | | 1 |
| Write-in Votes | 1 | 100.00% |

Election Summary Report
 Wyandotte County, KS
 Primary Election-8-2-16
 Summary For Jurisdiction Wide, All Counters, All Races
 Official Results

Date:08/08/16
 Time:13:18:38
 Page:37 of 42

Registered Voters 75203 - Cards Cast 16477 21.91%

Num. Report Precinct 113 - Num. Reporting 113 100.00%

| REP KC 12-5 PCT MAN | REP | Total |
|---------------------|--------|---------|
| Number of Precincts | | 1 |
| Precincts Reporting | 1 | 100.0 % |
| Times Counted | 44/178 | 24.7 % |
| Total Votes | | 1 |
| Write-in Votes | 1 | 100.00% |

| REP KC 12-8 PCT MAN | REP | Total |
|---------------------|--------|---------|
| Number of Precincts | | 1 |
| Precincts Reporting | 1 | 100.0 % |
| Times Counted | 50/179 | 27.9 % |
| Total Votes | | 2 |
| Write-in Votes | 2 | 100.00% |

| REP KC 12-5 PCT WOMAN | REP | Total |
|-----------------------|--------|---------|
| Number of Precincts | | 1 |
| Precincts Reporting | 1 | 100.0 % |
| Times Counted | 44/178 | 24.7 % |
| Total Votes | | 2 |
| Write-in Votes | 2 | 100.00% |

| REP KC 12-8 PCT WOMAN | REP | Total |
|-----------------------|--------|---------|
| Number of Precincts | | 1 |
| Precincts Reporting | 1 | 100.0 % |
| Times Counted | 50/179 | 27.9 % |
| Total Votes | | 0 |
| Write-in Votes | 0 | N/A |

| REP KC 12-6 PCT MAN | REP | Total |
|---------------------|--------|---------|
| Number of Precincts | | 1 |
| Precincts Reporting | 1 | 100.0 % |
| Times Counted | 61/179 | 34.1 % |
| Total Votes | | 1 |
| Write-in Votes | 1 | 100.00% |

| REP KC 12-9 PCT MAN | REP | Total |
|---------------------|--------|---------|
| Number of Precincts | | 1 |
| Precincts Reporting | 1 | 100.0 % |
| Times Counted | 56/174 | 32.2 % |
| Total Votes | | 2 |
| Write-in Votes | 2 | 100.00% |

| REP KC 12-6 PCT WOMAN | REP | Total |
|-----------------------|--------|---------|
| Number of Precincts | | 1 |
| Precincts Reporting | 1 | 100.0 % |
| Times Counted | 61/179 | 34.1 % |
| Total Votes | | 0 |
| Write-in Votes | 0 | N/A |

| REP KC 12-9 PCT WOMAN | REP | Total |
|-----------------------|--------|---------|
| Number of Precincts | | 1 |
| Precincts Reporting | 1 | 100.0 % |
| Times Counted | 56/174 | 32.2 % |
| Total Votes | | 2 |
| Write-in Votes | 2 | 100.00% |

| REP KC 12-7 PCT MAN | REP | Total |
|---------------------|--------|---------|
| Number of Precincts | | 1 |
| Precincts Reporting | 1 | 100.0 % |
| Times Counted | 30/168 | 17.9 % |
| Total Votes | | 2 |
| Write-in Votes | 2 | 100.00% |

| REP KC 12-10 PCT MAN | REP | Total |
|----------------------|--------|---------|
| Number of Precincts | | 1 |
| Precincts Reporting | 1 | 100.0 % |
| Times Counted | 41/148 | 27.7 % |
| Total Votes | | 2 |
| Write-in Votes | 2 | 100.00% |

| REP KC 12-7 PCT WOMAN | REP | Total |
|-----------------------|--------|---------|
| Number of Precincts | | 1 |
| Precincts Reporting | 1 | 100.0 % |
| Times Counted | 30/168 | 17.9 % |
| Total Votes | | 2 |
| Write-in Votes | 2 | 100.00% |

| REP KC 12-10 PCT WOMAN | REP | Total |
|------------------------|--------|---------|
| Number of Precincts | | 1 |
| Precincts Reporting | 1 | 100.0 % |
| Times Counted | 41/148 | 27.7 % |
| Total Votes | | 2 |
| Write-in Votes | 2 | 100.00% |

Election Summary Report
Wyandotte County, KS
Primary Election-8-2-16
Summary For Jurisdiction Wide, All Counters, All Races
Official Results

Date:08/08/16
 Time:13:18:38
 Page:38 of 42

Registered Voters 75203 - Cards Cast 16477 21.91%

Num. Report Precinct 113 - Num. Reporting 113 100.00%

| REP KC 12-11 PCT MAN | REP | Total |
|----------------------|-------|---------|
| Number of Precincts | | 1 |
| Precincts Reporting | 1 | 100.0 % |
| Times Counted | 20/85 | 23.5 % |
| Total Votes | 0 | |
| Write-in Votes | 0 | N/A |

| REP KC 13-3 PCT MAN | REP | Total |
|---------------------|-------|---------|
| Number of Precincts | | 1 |
| Precincts Reporting | 1 | 100.0 % |
| Times Counted | 28/85 | 32.9 % |
| Total Votes | 0 | |
| Write-in Votes | 0 | N/A |

| REP KC 12-11 PCT WOMAN | REP | Total |
|------------------------|-------|---------|
| Number of Precincts | | 1 |
| Precincts Reporting | 1 | 100.0 % |
| Times Counted | 20/85 | 23.5 % |
| Total Votes | 1 | |
| Write-in Votes | 1 | 100.00% |

| REP KC 13-3 PCT WOMAN | REP | Total |
|-----------------------|-------|---------|
| Number of Precincts | | 1 |
| Precincts Reporting | 1 | 100.0 % |
| Times Counted | 28/85 | 32.9 % |
| Total Votes | 0 | |
| Write-in Votes | 0 | N/A |

| REP KC 13-1 PCT MAN | REP | Total |
|---------------------|-------|---------|
| Number of Precincts | | 1 |
| Precincts Reporting | 1 | 100.0 % |
| Times Counted | 18/61 | 29.5 % |
| Total Votes | 14 | |
| Joseph W. Brown | 14 | 100.00% |
| Write-in Votes | 0 | 0.00% |

| REP KC 13-4 PCT MAN | REP | Total |
|---------------------|------|---------|
| Number of Precincts | | 1 |
| Precincts Reporting | 1 | 100.0 % |
| Times Counted | 3/17 | 17.6 % |
| Total Votes | 0 | |
| Write-in Votes | 0 | N/A |

| REP KC 13-1 PCT WOMAN | REP | Total |
|-----------------------|-------|---------|
| Number of Precincts | | 1 |
| Precincts Reporting | 1 | 100.0 % |
| Times Counted | 18/61 | 29.5 % |
| Total Votes | 15 | |
| Gayle L. Brown | 15 | 100.00% |
| Write-in Votes | 0 | 0.00% |

| REP KC 13-4 PCT WOMAN | REP | Total |
|-----------------------|------|---------|
| Number of Precincts | | 1 |
| Precincts Reporting | 1 | 100.0 % |
| Times Counted | 3/17 | 17.6 % |
| Total Votes | 0 | |
| Write-in Votes | 0 | N/A |

| REP KC 13-2 PCT MAN | REP | Total |
|---------------------|-------|---------|
| Number of Precincts | | 1 |
| Precincts Reporting | 1 | 100.0 % |
| Times Counted | 35/92 | 38.0 % |
| Total Votes | 3 | |
| Write-in Votes | 3 | 100.00% |

| REP KC 13-5 PCT MAN | REP | Total |
|----------------------|-------|---------|
| Number of Precincts | | 1 |
| Precincts Reporting | 1 | 100.0 % |
| Times Counted | 29/96 | 30.2 % |
| Total Votes | 19 | |
| Timothy Scott Paxton | 19 | 100.00% |
| Write-in Votes | 0 | 0.00% |

| REP KC 13-2 PCT WOMAN | REP | Total |
|-----------------------|-------|---------|
| Number of Precincts | | 1 |
| Precincts Reporting | 1 | 100.0 % |
| Times Counted | 35/92 | 38.0 % |
| Total Votes | 3 | |
| Write-in Votes | 3 | 100.00% |

| REP KC 13-5 PCT WOMAN | REP | Total |
|-----------------------|-------|---------|
| Number of Precincts | | 1 |
| Precincts Reporting | 1 | 100.0 % |
| Times Counted | 29/96 | 30.2 % |
| Total Votes | 19 | |
| Melissa Paxton | 18 | 94.74% |
| Write-in Votes | 1 | 5.26% |

Election Summary Report
 Wyandotte County, KS
 Primary Election-8-2-16
 Summary For Jurisdiction Wide, All Counters, All Races
 Official Results

Date:08/08/16
 Time:13:18:38
 Page:39 of 42

Registered Voters 75203 - Cards Cast 16477 21.91%

Num. Report Precinct 113 - Num. Reporting 113 100.00%

| REP KC 13-6 PCT MAN | REP | Total |
|---------------------|--------|---------|
| Number of Precincts | | 1 |
| Precincts Reporting | 1 | 100.0 % |
| Times Counted | 30/108 | 27.8 % |
| Total Votes | | 1 |
| Write-in Votes | 1 | 100.00% |

| REP KC 13-9 PCT MAN | REP | Total |
|---------------------|--------|---------|
| Number of Precincts | | 1 |
| Precincts Reporting | 1 | 100.0 % |
| Times Counted | 25/108 | 23.1 % |
| Total Votes | | 1 |
| Write-in Votes | 1 | 100.00% |

| REP KC 13-6 PCT WOMAN | REP | Total |
|-----------------------|--------|---------|
| Number of Precincts | | 1 |
| Precincts Reporting | 1 | 100.0 % |
| Times Counted | 30/108 | 27.8 % |
| Total Votes | | 0 |
| Write-in Votes | 0 | N/A |

| REP KC 13-9 PCT WOMAN | REP | Total |
|-----------------------|--------|---------|
| Number of Precincts | | 1 |
| Precincts Reporting | 1 | 100.0 % |
| Times Counted | 25/108 | 23.1 % |
| Total Votes | | 1 |
| Write-in Votes | 1 | 100.00% |

| REP KC 13-7 PCT MAN | REP | Total |
|---------------------|--------|---------|
| Number of Precincts | | 1 |
| Precincts Reporting | 1 | 100.0 % |
| Times Counted | 31/107 | 29.0 % |
| Total Votes | | 0 |
| Write-in Votes | 0 | N/A |

| REP KC 14-1 PCT MAN | REP | Total |
|---------------------|--------|---------|
| Number of Precincts | | 1 |
| Precincts Reporting | 1 | 100.0 % |
| Times Counted | 56/195 | 28.7 % |
| Total Votes | | 2 |
| Write-in Votes | 2 | 100.00% |

| REP KC 13-7 PCT WOMAN | REP | Total |
|-----------------------|--------|---------|
| Number of Precincts | | 1 |
| Precincts Reporting | 1 | 100.0 % |
| Times Counted | 31/107 | 29.0 % |
| Total Votes | | 14 |
| Roxie Armstrong | 14 | 100.00% |
| Write-in Votes | 0 | 0.00% |

| REP KC 14-1 PCT WOMAN | REP | Total |
|-----------------------|--------|---------|
| Number of Precincts | | 1 |
| Precincts Reporting | 1 | 100.0 % |
| Times Counted | 56/195 | 28.7 % |
| Total Votes | | 1 |
| Write-in Votes | 1 | 100.00% |

| REP KC 13-8 PCT MAN | REP | Total |
|---------------------|-------|---------|
| Number of Precincts | | 1 |
| Precincts Reporting | 1 | 100.0 % |
| Times Counted | 26/84 | 31.0 % |
| Total Votes | | 12 |
| Duane Beth | 12 | 100.00% |
| Write-in Votes | 0 | 0.00% |

| REP KC 14-2 PCT MAN | REP | Total |
|---------------------|-------|---------|
| Number of Precincts | | 1 |
| Precincts Reporting | 1 | 100.0 % |
| Times Counted | 26/61 | 42.6 % |
| Total Votes | | 1 |
| Write-in Votes | 1 | 100.00% |

| REP KC 13-8 PCT WOMAN | REP | Total |
|-----------------------|-------|---------|
| Number of Precincts | | 1 |
| Precincts Reporting | 1 | 100.0 % |
| Times Counted | 26/84 | 31.0 % |
| Total Votes | | 1 |
| Write-in Votes | 1 | 100.00% |

| REP KC 14-2 PCT WOMAN | REP | Total |
|-----------------------|-------|---------|
| Number of Precincts | | 1 |
| Precincts Reporting | 1 | 100.0 % |
| Times Counted | 26/61 | 42.6 % |
| Total Votes | | 1 |
| Write-in Votes | 1 | 100.00% |

Election Summary Report
 Wyandotte County, KS
 Primary Election-8-2-16
 Summary For Jurisdiction Wide, All Counters, All Races
 Official Results

Date:08/08/16
 Time:13:18:38
 Page:40 of 42

Registered Voters 75203 - Cards Cast 16477 21.91%

Num. Report Precinct 113 - Num. Reporting 113 100.00%

| REP KC 14-3 PCT MAN | REP | Total |
|---------------------|-------|---------|
| Number of Precincts | | 1 |
| Precincts Reporting | 1 | 100.0 % |
| Times Counted | 26/60 | 43.3 % |
| Total Votes | 1 | |
| Write-in Votes | 1 | 100.00% |

| REP KC 14-6 PCT MAN | REP | Total |
|---------------------|--------|---------|
| Number of Precincts | | 1 |
| Precincts Reporting | 1 | 100.0 % |
| Times Counted | 52/157 | 33.1 % |
| Total Votes | 3 | |
| Write-in Votes | 3 | 100.00% |

| REP KC 14-3 PCT WOMAN | REP | Total |
|-----------------------|-------|---------|
| Number of Precincts | | 1 |
| Precincts Reporting | 1 | 100.0 % |
| Times Counted | 26/60 | 43.3 % |
| Total Votes | 0 | |
| Write-in Votes | 0 | N/A |

| REP KC 14-6 PCT WOMAN | REP | Total |
|-----------------------|--------|---------|
| Number of Precincts | | 1 |
| Precincts Reporting | 1 | 100.0 % |
| Times Counted | 52/157 | 33.1 % |
| Total Votes | 0 | |
| Write-in Votes | 0 | N/A |

| REP KC 14-4 PCT MAN | REP | Total |
|---------------------|-------|---------|
| Number of Precincts | | 1 |
| Precincts Reporting | 1 | 100.0 % |
| Times Counted | 34/95 | 35.8 % |
| Total Votes | 1 | |
| Write-in Votes | 1 | 100.00% |

| REP KC 14-7 PCT MAN | REP | Total |
|---------------------|--------|---------|
| Number of Precincts | | 1 |
| Precincts Reporting | 1 | 100.0 % |
| Times Counted | 76/168 | 45.2 % |
| Total Votes | 3 | |
| Write-in Votes | 3 | 100.00% |

| REP KC 14-4 PCT WOMAN | REP | Total |
|-----------------------|-------|---------|
| Number of Precincts | | 1 |
| Precincts Reporting | 1 | 100.0 % |
| Times Counted | 34/95 | 35.8 % |
| Total Votes | 0 | |
| Write-in Votes | 0 | N/A |

| REP KC 14-7 PCT WOMAN | REP | Total |
|-----------------------|--------|---------|
| Number of Precincts | | 1 |
| Precincts Reporting | 1 | 100.0 % |
| Times Counted | 76/168 | 45.2 % |
| Total Votes | 1 | |
| Write-in Votes | 1 | 100.00% |

| REP KC 14-5 PCT MAN | REP | Total |
|---------------------|-------|---------|
| Number of Precincts | | 1 |
| Precincts Reporting | 1 | 100.0 % |
| Times Counted | 36/99 | 36.4 % |
| Total Votes | 28 | |
| Joe Ward | 28 | 100.00% |
| Write-in Votes | 0 | 0.00% |

| REP KC 14-8 PCT MAN | REP | Total |
|---------------------|--------|---------|
| Number of Precincts | | 1 |
| Precincts Reporting | 1 | 100.0 % |
| Times Counted | 69/150 | 46.0 % |
| Total Votes | 1 | |
| Write-in Votes | 1 | 100.00% |

| REP KC 14-5 PCT WOMAN | REP | Total |
|-----------------------|-------|---------|
| Number of Precincts | | 1 |
| Precincts Reporting | 1 | 100.0 % |
| Times Counted | 36/99 | 36.4 % |
| Total Votes | 25 | |
| Deborah Ward | 25 | 100.00% |
| Write-in Votes | 0 | 0.00% |

| REP KC 14-8 PCT WOMAN | REP | Total |
|-----------------------|--------|---------|
| Number of Precincts | | 1 |
| Precincts Reporting | 1 | 100.0 % |
| Times Counted | 69/150 | 46.0 % |
| Total Votes | 4 | |
| Write-in Votes | 4 | 100.00% |

Election Summary Report
 Wyandotte County, KS
 Primary Election-8-2-16
 Summary For Jurisdiction Wide, All Counters, All Races
 Official Results

Date:08/08/16
 Time:13:18:38
 Page:41 of 42

Registered Voters 75203 - Cards Cast 16477 21.91%

Num. Report Precinct 113 - Num. Reporting 113 100.00%

| REP KC 14-9 PCT MAN | REP | Total |
|---------------------|--------|---------|
| Number of Precincts | | 1 |
| Precincts Reporting | 1 | 100.0 % |
| Times Counted | 53/151 | 35.1 % |
| Total Votes | | 4 |
| Write-in Votes | 4 | 100.00% |

| REP KC 14-12 PCT MAN | REP | Total |
|----------------------|---------|---------|
| Number of Precincts | | 1 |
| Precincts Reporting | 1 | 100.0 % |
| Times Counted | 132/379 | 34.8 % |
| Total Votes | | 75 |
| Mark Evans | 75 | 100.00% |
| Write-in Votes | 0 | 0.00% |

| REP KC 14-9 PCT WOMAN | REP | Total |
|-----------------------|--------|---------|
| Number of Precincts | | 1 |
| Precincts Reporting | 1 | 100.0 % |
| Times Counted | 53/151 | 35.1 % |
| Total Votes | | 2 |
| Write-in Votes | 2 | 100.00% |

| REP KC 14-12 PCT WOMAN | REP | Total |
|------------------------|---------|---------|
| Number of Precincts | | 1 |
| Precincts Reporting | 1 | 100.0 % |
| Times Counted | 132/379 | 34.8 % |
| Total Votes | | 5 |
| Write-in Votes | 5 | 100.00% |

| REP KC 14-10 PCT MAN | REP | Total |
|----------------------|---------|---------|
| Number of Precincts | | 1 |
| Precincts Reporting | 1 | 100.0 % |
| Times Counted | 122/398 | 30.7 % |
| Total Votes | | 6 |
| Write-in Votes | 6 | 100.00% |

| REP KC 14-13 PCT MAN | REP | Total |
|----------------------|--------|---------|
| Number of Precincts | | 1 |
| Precincts Reporting | 1 | 100.0 % |
| Times Counted | 80/233 | 34.3 % |
| Total Votes | | 2 |
| Write-in Votes | 2 | 100.00% |

| REP KC 14-10 PCT WOMAN | REP | Total |
|------------------------|---------|---------|
| Number of Precincts | | 1 |
| Precincts Reporting | 1 | 100.0 % |
| Times Counted | 122/398 | 30.7 % |
| Total Votes | | 3 |
| Write-in Votes | 3 | 100.00% |

| REP KC 14-13 PCT WOMAN | REP | Total |
|------------------------|--------|---------|
| Number of Precincts | | 1 |
| Precincts Reporting | 1 | 100.0 % |
| Times Counted | 80/233 | 34.3 % |
| Total Votes | | 4 |
| Write-in Votes | 4 | 100.00% |

| REP KC 14-11 PCT MAN | REP | Total |
|----------------------|--------|---------|
| Number of Precincts | | 1 |
| Precincts Reporting | 1 | 100.0 % |
| Times Counted | 46/176 | 26.1 % |
| Total Votes | | 1 |
| Write-in Votes | 1 | 100.00% |

| REP KC 14-14 PCT MAN | REP | Total |
|----------------------|---------|---------|
| Number of Precincts | | 1 |
| Precincts Reporting | 1 | 100.0 % |
| Times Counted | 140/434 | 32.3 % |
| Total Votes | | 4 |
| Write-in Votes | 4 | 100.00% |

| REP KC 14-11 PCT WOMAN | REP | Total |
|------------------------|--------|---------|
| Number of Precincts | | 1 |
| Precincts Reporting | 1 | 100.0 % |
| Times Counted | 46/176 | 26.1 % |
| Total Votes | | 1 |
| Write-in Votes | 1 | 100.00% |

| REP KC 14-14 PCT WOMAN | REP | Total |
|------------------------|---------|---------|
| Number of Precincts | | 1 |
| Precincts Reporting | 1 | 100.0 % |
| Times Counted | 140/434 | 32.3 % |
| Total Votes | | 76 |
| Zelma Sully | 76 | 100.00% |
| Write-in Votes | 0 | 0.00% |

Election Summary Report
Wyandotte County, KS
Primary Election-8-2-16

Date:08/08/16
Time:13:18:38
Page:42 of 42

Summary For Jurisdiction Wide, All Counters, All Races
Official Results

Registered Voters 75203 - Cards Cast 16477 21.91%

Num. Report Precinct 113 - Num. Reporting 113 100.00%

| REP KC 14-15 PCT MAN | REP | Total |
|----------------------|---------|------------|
| Number of Precincts | | 1 |
| Precincts Reporting | | 1 100.0 % |
| Times Counted | 155/507 | 30.6 % |
| Total Votes | | 116 |
| Mark Gilstrap | | 113 97.41% |
| Write-in Votes | | 3 2.59% |

| REP Del TwnshpTrust | REP | Total |
|---------------------|-----|-----------|
| Number of Precincts | | 1 |
| Precincts Reporting | | 1 100.0 % |
| Times Counted | 4/9 | 44.4 % |
| Total Votes | | 1 |
| Write-in Votes | | 1 100.00% |

| REP KC 14-15 PCT WOMAN | REP | Total |
|------------------------|---------|------------|
| Number of Precincts | | 1 |
| Precincts Reporting | | 1 100.0 % |
| Times Counted | 155/507 | 30.6 % |
| Total Votes | | 102 |
| JoAnne Gilstrap | | 100 98.04% |
| Write-in Votes | | 2 1.96% |

| REP Del TwnshpTreas | REP | Total |
|---------------------|-----|-----------|
| Number of Precincts | | 1 |
| Precincts Reporting | | 1 100.0 % |
| Times Counted | 4/9 | 44.4 % |
| Total Votes | | 0 |
| Write-in Votes | | 0 N/A |

| REP KC 14-16 PCT MAN | REP | Total |
|----------------------|-------|-----------|
| Number of Precincts | | 1 |
| Precincts Reporting | | 1 100.0 % |
| Times Counted | 36/96 | 37.5 % |
| Total Votes | | 0 |
| Write-in Votes | | 0 N/A |


| REP DE 1-1 PCT MAN | REP | Total |
|---------------------|-----|-----------|
| Number of Precincts | | 1 |
| Precincts Reporting | | 1 100.0 % |
| Times Counted | 4/9 | 44.4 % |
| Total Votes | | 0 |
| Write-in Votes | | 0 N/A |

| REP KC 14-16 PCT WOMAN | REP | Total |
|------------------------|-------|-----------|
| Number of Precincts | | 1 |
| Precincts Reporting | | 1 100.0 % |
| Times Counted | 36/96 | 37.5 % |
| Total Votes | | 1 |
| Write-in Votes | | 1 100.00% |

| REP DE 1-1 PCT WOMAN | REP | Total |
|----------------------|-----|-----------|
| Number of Precincts | | 1 |
| Precincts Reporting | | 1 100.0 % |
| Times Counted | 4/9 | 44.4 % |
| Total Votes | | 0 |
| Write-in Votes | | 0 N/A |

| REP QC 1-1 PCT MAN | REP | Total |
|---------------------|------|-----------|
| Number of Precincts | | 1 |
| Precincts Reporting | | 1 100.0 % |
| Times Counted | 6/18 | 33.3 % |
| Total Votes | | 1 |
| Write-in Votes | | 1 100.00% |

| REP QC 1-1 PCT WOMAN | REP | Total |
|----------------------|------|-----------|
| Number of Precincts | | 1 |
| Precincts Reporting | | 1 100.0 % |
| Times Counted | 6/18 | 33.3 % |
| Total Votes | | 1 |
| Write-in Votes | | 1 100.00% |



Statement of Votes Cast
 Wyandotte County, KS
 Primary Election-8-2-16

Date:08/08/16
 Time:11:57:11
 Page:1 of 97

SOVC For Jurisdiction Wide, All Counters, All Races w/o Pct. Comm.
 Official Results

| | TURN OUT | | |
|-------------------|-------------|------------|-----------|
| | Reg. Voters | Cards Cast | % Turnout |
| Jurisdiction Wide | | | |
| BS 1-1 | 1056 | 232 | 21.97% |
| BS 2-1 | 813 | 166 | 20.42% |
| BS 3-1 | 1025 | 208 | 20.29% |
| BS 4-1 | 1232 | 263 | 21.35% |
| DE 1-1 | 28 | 6 | 21.43% |
| ED 1-1 | 2030 | 370 | 18.23% |
| ED 2-1 | 348 | 45 | 12.93% |
| KC 1-1 | 353 | 44 | 12.46% |
| KC 1-2 | 332 | 68 | 20.48% |
| KC 1-3 | 162 | 49 | 30.25% |
| KC 2-1 | 374 | 87 | 23.26% |
| KC 2-2 | 331 | 79 | 23.87% |
| KC 2-3 | 97 | 24 | 24.74% |
| KC 2-4 | 380 | 75 | 19.74% |
| KC 2-5 | 602 | 115 | 19.10% |
| KC 3-1 | 806 | 172 | 21.34% |
| KC 3-2 | 862 | 167 | 19.37% |
| KC 3-3 | 170 | 34 | 20.00% |
| KC 3-4 | 665 | 122 | 18.35% |
| KC 4-1 | 599 | 135 | 22.54% |
| KC 4-2 | 221 | 31 | 14.03% |
| KC 4-3 | 405 | 76 | 18.77% |
| KC 4-4 | 719 | 166 | 23.09% |
| KC 5-1 | 629 | 117 | 18.60% |
| KC 5-2 | 337 | 34 | 10.09% |
| KC 5-3 | 328 | 33 | 10.06% |
| KC 5-4 | 303 | 24 | 7.92% |
| KC 5-5 | 417 | 63 | 15.11% |
| KC 6-1 | 441 | 53 | 12.02% |
| KC 6-2 | 165 | 18 | 10.91% |
| KC 7-1 | 503 | 80 | 15.90% |
| KC 7-2 | 359 | 68 | 18.94% |
| KC 7-3 | 563 | 115 | 20.43% |
| KC 7-4 | 788 | 164 | 20.81% |
| KC 7-5 | 198 | 43 | 21.72% |
| KC 7-6 | 929 | 185 | 19.91% |
| KC 7-7 | 440 | 62 | 14.09% |
| KC 7-8 | 1146 | 198 | 17.28% |
| KC 7-9 | 952 | 182 | 19.12% |
| KC 8-1 | 778 | 89 | 11.44% |
| KC 8-2 | 768 | 115 | 14.97% |
| KC 8-3 | 1002 | 195 | 19.46% |
| KC 8-4 | 802 | 135 | 16.83% |
| KC 9-1 | 130 | 30 | 23.08% |
| KC 9-2 | 627 | 85 | 13.56% |
| KC 9-3 | 1315 | 262 | 19.92% |
| KC 9-4 | 213 | 32 | 15.02% |
| KC 9-5 | 54 | 5 | 9.26% |
| KC 9-6 | 843 | 129 | 15.30% |
| KC 9-7 | 913 | 137 | 15.01% |
| KC 9-8 | 427 | 109 | 25.53% |
| KC 9-9 | 335 | 65 | 19.40% |
| KC 9-10 | 877 | 236 | 26.91% |
| KC 9-11 | 998 | 231 | 23.15% |
| KC 9-12 | 859 | 170 | 19.79% |
| KC 9-13 | 666 | 116 | 17.42% |

Statement of Votes Cast
 Wyandotte County, KS
 Primary Election-8-2-16

Date:08/08/16
 Time:11:57:11
 Page:2 of 97

SOVC For Jurisdiction Wide, All Counters, All Races w/o Pct. Comm.
 Official Results

| | TURN OUT | | |
|----------|-------------|------------|-----------|
| | Reg. Voters | Cards Cast | % Turnout |
| KC 9-14 | 779 | 172 | 22.08% |
| KC 9-15 | 0 | 0 | - |
| KC 9-16 | 1353 | 239 | 17.66% |
| KC 10-1 | 818 | 191 | 23.35% |
| KC 10-2 | 1260 | 255 | 20.24% |
| KC 10-3 | 66 | 11 | 16.67% |
| KC 10-4 | 477 | 114 | 23.90% |
| KC 10-5 | 902 | 198 | 21.95% |
| KC 11-1 | 822 | 162 | 19.71% |
| KC 11-2 | 714 | 163 | 22.83% |
| KC 11-3 | 941 | 228 | 24.23% |
| KC 11-4 | 843 | 148 | 17.56% |
| KC 11-5 | 988 | 144 | 14.57% |
| KC 11-6 | 713 | 174 | 24.40% |
| KC 11-7 | 530 | 132 | 24.91% |
| KC 11-8 | 1015 | 178 | 17.54% |
| KC 11-9 | 735 | 222 | 30.20% |
| KC 11-10 | 805 | 269 | 33.42% |
| KC 11-11 | 976 | 375 | 38.42% |
| KC 11-12 | 169 | 46 | 27.22% |
| KC 12-1 | 735 | 125 | 17.01% |
| KC 12-2 | 440 | 43 | 9.77% |
| KC 12-3 | 792 | 112 | 14.14% |
| KC 12-4 | 770 | 176 | 22.86% |
| KC 12-5 | 709 | 135 | 19.04% |
| KC 12-6 | 789 | 152 | 19.26% |
| KC 12-7 | 746 | 86 | 11.53% |
| KC 12-8 | 761 | 141 | 18.53% |
| KC 12-9 | 713 | 151 | 21.18% |
| KC 12-10 | 486 | 105 | 21.60% |
| KC 12-11 | 274 | 52 | 18.98% |
| KC 13-1 | 944 | 239 | 25.32% |
| KC 13-2 | 747 | 195 | 26.10% |
| KC 13-3 | 670 | 147 | 21.94% |
| KC 13-4 | 583 | 133 | 22.81% |
| KC 13-5 | 714 | 146 | 20.45% |
| KC 13-6 | 698 | 132 | 18.91% |
| KC 13-7 | 459 | 118 | 25.71% |
| KC 13-8 | 534 | 126 | 23.60% |
| KC 13-9 | 804 | 184 | 22.89% |
| KC 14-1 | 775 | 173 | 22.32% |
| KC 14-2 | 378 | 121 | 32.01% |
| KC 14-3 | 334 | 121 | 36.23% |
| KC 14-4 | 707 | 189 | 26.73% |
| KC 14-5 | 651 | 163 | 25.04% |
| KC 14-6 | 870 | 222 | 25.52% |
| KC 14-7 | 1012 | 344 | 33.99% |
| KC 14-8 | 806 | 244 | 30.27% |
| KC 14-9 | 420 | 130 | 30.95% |
| KC 14-10 | 1233 | 383 | 31.06% |
| KC 14-11 | 704 | 211 | 29.97% |
| KC 14-12 | 1205 | 408 | 33.86% |
| KC 14-13 | 926 | 298 | 32.18% |
| KC 14-14 | 1381 | 412 | 29.83% |
| KC 14-15 | 1389 | 461 | 33.19% |
| KC 14-16 | 393 | 155 | 39.44% |
| QC 1-1 | 30 | 9 | 30.00% |

Statement of Votes Cast
Wyandotte County, KS
Primary Election-8-2-16

Date:08/08/16
Time:11:57:11
Page:3 of 97

SOVC For Jurisdiction Wide, All Counters, All Races w/o Pct. Comm.
Official Results

| | TURN OUT | | |
|-------|----------------|---------------|--------------|
| | Reg. Voters | Cards Cast | % Turnout |
| Total | 75203 | 16477 | 21.91% |

Statement of Votes Cast
Wyandotte County, KS
Primary Election-8-2-16

Date:08/08/16
Time:11:57:11
Page:4 of 97

SOVC For Jurisdiction Wide, All Counters, All Races w/o Pct. Comm.
Official Results

| | DEM US Senate | | | | |
|-------------------|---------------|---------------|-------------|---------------|-----------------|
| | Reg. Voters | Times Counted | Total Votes | Monique Singh | Patrick Wiesner |
| Jurisdiction Wide | | | | | |
| BS 1-1 | 336 | 114 | 104 | 62 59.62% | 42 40.38% |
| BS 2-1 | 241 | 84 | 82 | 36 43.90% | 46 56.10% |
| BS 3-1 | 338 | 131 | 122 | 75 61.48% | 47 38.52% |
| BS 4-1 | 389 | 158 | 142 | 71 50.00% | 71 50.00% |
| DE 1-1 | 5 | 2 | 1 | 0 0.00% | 1 100.00% |
| ED 1-1 | 633 | 187 | 175 | 105 60.00% | 70 40.00% |
| ED 2-1 | 116 | 27 | 24 | 9 37.50% | 15 62.50% |
| KC 1-1 | 245 | 43 | 36 | 33 91.67% | 3 8.33% |
| KC 1-2 | 246 | 66 | 57 | 47 82.46% | 10 17.54% |
| KC 1-3 | 84 | 39 | 37 | 22 59.46% | 15 40.54% |
| KC 2-1 | 229 | 78 | 70 | 59 84.29% | 11 15.71% |
| KC 2-2 | 253 | 78 | 63 | 56 88.89% | 7 11.11% |
| KC 2-3 | 67 | 23 | 16 | 15 93.75% | 1 6.25% |
| KC 2-4 | 260 | 73 | 61 | 58 95.08% | 3 4.92% |
| KC 2-5 | 444 | 112 | 94 | 80 85.11% | 14 14.89% |
| KC 3-1 | 579 | 167 | 141 | 124 87.94% | 17 12.06% |
| KC 3-2 | 679 | 164 | 140 | 124 88.57% | 16 11.43% |
| KC 3-3 | 120 | 33 | 21 | 20 95.24% | 1 4.76% |
| KC 3-4 | 460 | 120 | 103 | 96 93.20% | 7 6.80% |
| KC 4-1 | 322 | 112 | 98 | 64 65.31% | 34 34.69% |
| KC 4-2 | 117 | 27 | 27 | 23 85.19% | 4 14.81% |
| KC 4-3 | 222 | 63 | 55 | 35 63.64% | 20 36.36% |
| KC 4-4 | 390 | 141 | 116 | 64 55.17% | 52 44.83% |
| KC 5-1 | 366 | 103 | 92 | 56 60.87% | 36 39.13% |
| KC 5-2 | 167 | 28 | 25 | 19 76.00% | 6 24.00% |
| KC 5-3 | 178 | 28 | 27 | 20 74.07% | 7 25.93% |
| KC 5-4 | 140 | 22 | 22 | 13 59.09% | 9 40.91% |
| KC 5-5 | 183 | 49 | 47 | 34 72.34% | 13 27.66% |
| KC 6-1 | 204 | 41 | 38 | 29 76.32% | 9 23.68% |
| KC 6-2 | 71 | 15 | 15 | 11 73.33% | 4 26.67% |
| KC 7-1 | 240 | 61 | 56 | 39 69.64% | 17 30.36% |
| KC 7-2 | 183 | 56 | 53 | 36 67.92% | 17 32.08% |
| KC 7-3 | 344 | 100 | 90 | 67 74.44% | 23 25.56% |
| KC 7-4 | 328 | 116 | 99 | 57 57.58% | 42 42.42% |
| KC 7-5 | 116 | 34 | 30 | 25 83.33% | 5 16.67% |
| KC 7-6 | 450 | 152 | 134 | 101 75.37% | 33 24.63% |
| KC 7-7 | 253 | 54 | 50 | 41 82.00% | 9 18.00% |
| KC 7-8 | 558 | 146 | 135 | 92 68.15% | 43 31.85% |
| KC 7-9 | 407 | 127 | 120 | 84 70.00% | 36 30.00% |
| KC 8-1 | 368 | 69 | 65 | 49 75.38% | 16 24.62% |
| KC 8-2 | 393 | 94 | 86 | 57 66.28% | 29 33.72% |
| KC 8-3 | 491 | 157 | 149 | 103 69.13% | 46 30.87% |
| KC 8-4 | 383 | 104 | 98 | 70 71.43% | 28 28.57% |
| KC 9-1 | 64 | 20 | 19 | 8 42.11% | 11 57.89% |
| KC 9-2 | 294 | 56 | 52 | 31 59.62% | 21 40.38% |
| KC 9-3 | 687 | 226 | 191 | 140 73.30% | 51 26.70% |
| KC 9-4 | 102 | 23 | 19 | 15 78.95% | 4 21.05% |
| KC 9-5 | 14 | 5 | 4 | 3 75.00% | 1 25.00% |
| KC 9-6 | 481 | 121 | 103 | 87 84.47% | 16 15.53% |
| KC 9-7 | 400 | 90 | 88 | 64 72.73% | 24 27.27% |
| KC 9-8 | 259 | 94 | 88 | 69 78.41% | 19 21.59% |
| KC 9-9 | 151 | 45 | 40 | 30 75.00% | 10 25.00% |
| KC 9-10 | 442 | 184 | 169 | 132 78.11% | 37 21.89% |
| KC 9-11 | 590 | 196 | 178 | 134 75.28% | 44 24.72% |
| KC 9-12 | 371 | 112 | 102 | 62 60.78% | 40 39.22% |
| KC 9-13 | 286 | 78 | 74 | 49 66.22% | 25 33.78% |

Statement of Votes Cast
 Wyandotte County, KS
 Primary Election-8-2-16

Date:08/08/16
 Time:11:57:11
 Page:5 of 97

SOVC For Jurisdiction Wide, All Counters, All Races w/o Pct. Comm.
 Official Results

| | DEM US Senate | | | | |
|----------|---------------|---------------|-------------|---------------|-----------------|
| | Reg. Voters | Times Counted | Total Votes | Monique Singh | Patrick Wiesner |
| KC 9-14 | 315 | 119 | 109 | 71 65.14% | 38 34.86% |
| KC 9-15 | 0 | 0 | 0 | 0 - | 0 - |
| KC 9-16 | 531 | 155 | 141 | 84 59.57% | 57 40.43% |
| KC 10-1 | 613 | 189 | 164 | 150 91.46% | 14 8.54% |
| KC 10-2 | 919 | 244 | 223 | 189 84.75% | 34 15.25% |
| KC 10-3 | 44 | 11 | 10 | 9 90.00% | 1 10.00% |
| KC 10-4 | 316 | 107 | 94 | 72 76.60% | 22 23.40% |
| KC 10-5 | 526 | 160 | 146 | 103 70.55% | 43 29.45% |
| KC 11-1 | 528 | 146 | 131 | 103 78.63% | 28 21.37% |
| KC 11-2 | 461 | 147 | 128 | 108 84.38% | 20 15.63% |
| KC 11-3 | 581 | 203 | 178 | 137 76.97% | 41 23.03% |
| KC 11-4 | 515 | 126 | 117 | 97 82.91% | 20 17.09% |
| KC 11-5 | 545 | 115 | 104 | 86 82.69% | 18 17.31% |
| KC 11-6 | 455 | 163 | 141 | 123 87.23% | 18 12.77% |
| KC 11-7 | 318 | 115 | 107 | 82 76.64% | 25 23.36% |
| KC 11-8 | 601 | 164 | 150 | 123 82.00% | 27 18.00% |
| KC 11-9 | 487 | 191 | 165 | 133 80.61% | 32 19.39% |
| KC 11-10 | 523 | 226 | 199 | 154 77.39% | 45 22.61% |
| KC 11-11 | 594 | 303 | 262 | 185 70.61% | 77 29.39% |
| KC 11-12 | 76 | 34 | 32 | 21 65.63% | 11 34.38% |
| KC 12-1 | 322 | 90 | 83 | 50 60.24% | 33 39.76% |
| KC 12-2 | 223 | 32 | 31 | 22 70.97% | 9 29.03% |
| KC 12-3 | 328 | 84 | 78 | 48 61.54% | 30 38.46% |
| KC 12-4 | 333 | 117 | 112 | 59 52.68% | 53 47.32% |
| KC 12-5 | 292 | 91 | 85 | 51 60.00% | 34 40.00% |
| KC 12-6 | 312 | 91 | 81 | 47 58.02% | 34 41.98% |
| KC 12-7 | 284 | 56 | 54 | 35 64.81% | 19 35.19% |
| KC 12-8 | 311 | 91 | 80 | 45 56.25% | 35 43.75% |
| KC 12-9 | 305 | 95 | 89 | 50 56.18% | 39 43.82% |
| KC 12-10 | 185 | 64 | 62 | 27 43.55% | 35 56.45% |
| KC 12-11 | 103 | 32 | 32 | 14 43.75% | 18 56.25% |
| KC 13-1 | 626 | 221 | 198 | 160 80.81% | 38 19.19% |
| KC 13-2 | 406 | 160 | 145 | 93 64.14% | 52 35.86% |
| KC 13-3 | 402 | 119 | 105 | 80 76.19% | 25 23.81% |
| KC 13-4 | 418 | 130 | 116 | 101 87.07% | 15 12.93% |
| KC 13-5 | 377 | 117 | 110 | 73 66.36% | 37 33.64% |
| KC 13-6 | 363 | 102 | 89 | 61 68.54% | 28 31.46% |
| KC 13-7 | 205 | 87 | 81 | 50 61.73% | 31 38.27% |
| KC 13-8 | 287 | 100 | 92 | 69 75.00% | 23 25.00% |
| KC 13-9 | 501 | 159 | 145 | 121 83.45% | 24 16.55% |
| KC 14-1 | 318 | 117 | 103 | 53 51.46% | 50 48.54% |
| KC 14-2 | 201 | 95 | 88 | 65 73.86% | 23 26.14% |
| KC 14-3 | 198 | 95 | 85 | 59 69.41% | 26 30.59% |
| KC 14-4 | 413 | 155 | 145 | 107 73.79% | 38 26.21% |
| KC 14-5 | 365 | 127 | 113 | 78 69.03% | 35 30.97% |
| KC 14-6 | 465 | 170 | 151 | 104 68.87% | 47 31.13% |
| KC 14-7 | 572 | 268 | 232 | 154 66.38% | 78 33.62% |
| KC 14-8 | 424 | 175 | 155 | 106 68.39% | 49 31.61% |
| KC 14-9 | 167 | 77 | 71 | 38 53.52% | 33 46.48% |
| KC 14-10 | 512 | 261 | 198 | 99 50.00% | 99 50.00% |
| KC 14-11 | 346 | 165 | 140 | 80 57.14% | 60 42.86% |
| KC 14-12 | 501 | 276 | 239 | 137 57.32% | 102 42.68% |
| KC 14-13 | 440 | 218 | 192 | 119 61.98% | 73 38.02% |
| KC 14-14 | 532 | 272 | 222 | 123 55.41% | 99 44.59% |
| KC 14-15 | 543 | 306 | 250 | 116 46.40% | 134 53.60% |
| KC 14-16 | 210 | 119 | 99 | 53 53.54% | 46 46.46% |
| QC 1-1 | 6 | 3 | 3 | 2 66.67% | 1 33.33% |

Statement of Votes Cast
Wyandotte County, KS
Primary Election-8-2-16

Date:08/08/16
Time:11:57:11
Page:6 of 97

SOVC For Jurisdiction Wide, All Counters, All Races w/o Pct. Comm.
Official Results

| DEM US Senate | | | | | | | |
|---------------|----------------|------------------|----------------|---------------|--------|-----------------|--------|
| | Reg. Voters | Times Counted | Total Votes | Monique Singh | | Patrick Wiesner | |
| Total | 38483 | 12703 | 11298 | 7884 | 69.78% | 3414 | 30.22% |

Statement of Votes Cast
 Wyandotte County, KS
 Primary Election-8-2-16

Date:08/08/16
 Time:11:57:11
 Page:7 of 97

SOVC For Jurisdiction Wide, All Counters, All Races w/o Pct. Comm.
 Official Results

| DEM US Rep 3rd Dist | | | | | | | | | |
|---------------------|-------------|---------------|-------------|-----------------|--------|----------------------|---------|-----------|--------|
| | Reg. Voters | Times Counted | Total Votes | Reggie Marselus | | Nathaniel McLaughlin | | Jay Sidie | |
| Jurisdiction Wide | | | | | | | | | |
| BS 1-1 | 336 | 114 | 105 | 21 | 20.00% | 63 | 60.00% | 21 | 20.00% |
| BS 2-1 | 241 | 84 | 81 | 13 | 16.05% | 44 | 54.32% | 24 | 29.63% |
| BS 3-1 | 338 | 131 | 120 | 18 | 15.00% | 67 | 55.83% | 35 | 29.17% |
| BS 4-1 | 389 | 158 | 141 | 19 | 13.48% | 80 | 56.74% | 42 | 29.79% |
| DE 1-1 | 5 | 2 | 1 | 0 | 0.00% | 1 | 100.00% | 0 | 0.00% |
| ED 1-1 | 633 | 187 | 174 | 29 | 16.67% | 90 | 51.72% | 55 | 31.61% |
| ED 2-1 | 116 | 27 | 25 | 6 | 24.00% | 14 | 56.00% | 5 | 20.00% |
| KC 1-1 | 245 | 43 | 37 | 1 | 2.70% | 34 | 91.89% | 2 | 5.41% |
| KC 1-2 | 246 | 66 | 52 | 4 | 7.69% | 43 | 82.69% | 5 | 9.62% |
| KC 1-3 | 84 | 39 | 39 | 4 | 10.26% | 23 | 58.97% | 12 | 30.77% |
| KC 2-1 | 229 | 78 | 76 | 7 | 9.21% | 54 | 71.05% | 15 | 19.74% |
| KC 2-2 | 253 | 78 | 64 | 7 | 10.94% | 49 | 76.56% | 8 | 12.50% |
| KC 2-3 | 67 | 23 | 21 | 1 | 4.76% | 18 | 85.71% | 2 | 9.52% |
| KC 2-4 | 260 | 73 | 64 | 1 | 1.56% | 56 | 87.50% | 7 | 10.94% |
| KC 2-5 | 444 | 112 | 96 | 13 | 13.54% | 78 | 81.25% | 5 | 5.21% |
| KC 3-1 | 579 | 167 | 144 | 10 | 6.94% | 112 | 77.78% | 22 | 15.28% |
| KC 3-2 | 679 | 164 | 148 | 10 | 6.76% | 129 | 87.16% | 9 | 6.08% |
| KC 3-3 | 120 | 33 | 27 | 2 | 7.41% | 23 | 85.19% | 2 | 7.41% |
| KC 3-4 | 460 | 120 | 106 | 6 | 5.66% | 91 | 85.85% | 9 | 8.49% |
| KC 4-1 | 322 | 112 | 102 | 6 | 5.88% | 65 | 63.73% | 31 | 30.39% |
| KC 4-2 | 117 | 27 | 26 | 2 | 7.69% | 20 | 76.92% | 4 | 15.38% |
| KC 4-3 | 222 | 63 | 57 | 7 | 12.28% | 31 | 54.39% | 19 | 33.33% |
| KC 4-4 | 390 | 141 | 121 | 7 | 5.79% | 65 | 53.72% | 49 | 40.50% |
| KC 5-1 | 366 | 103 | 92 | 7 | 7.61% | 58 | 63.04% | 27 | 29.35% |
| KC 5-2 | 167 | 28 | 23 | 2 | 8.70% | 15 | 65.22% | 6 | 26.09% |
| KC 5-3 | 178 | 28 | 25 | 3 | 12.00% | 19 | 76.00% | 3 | 12.00% |
| KC 5-4 | 140 | 22 | 22 | 2 | 9.09% | 16 | 72.73% | 4 | 18.18% |
| KC 5-5 | 183 | 49 | 46 | 3 | 6.52% | 28 | 60.87% | 15 | 32.61% |
| KC 6-1 | 204 | 41 | 40 | 4 | 10.00% | 28 | 70.00% | 8 | 20.00% |
| KC 6-2 | 71 | 15 | 14 | 5 | 35.71% | 6 | 42.86% | 3 | 21.43% |
| KC 7-1 | 240 | 61 | 56 | 6 | 10.71% | 36 | 64.29% | 14 | 25.00% |
| KC 7-2 | 183 | 56 | 53 | 5 | 9.43% | 33 | 62.26% | 15 | 28.30% |
| KC 7-3 | 344 | 100 | 92 | 9 | 9.78% | 52 | 56.52% | 31 | 33.70% |
| KC 7-4 | 328 | 116 | 99 | 5 | 5.05% | 60 | 60.61% | 34 | 34.34% |
| KC 7-5 | 116 | 34 | 31 | 4 | 12.90% | 21 | 67.74% | 6 | 19.35% |
| KC 7-6 | 450 | 152 | 137 | 15 | 10.95% | 96 | 70.07% | 26 | 18.98% |
| KC 7-7 | 253 | 54 | 50 | 1 | 2.00% | 38 | 76.00% | 11 | 22.00% |
| KC 7-8 | 558 | 146 | 137 | 15 | 10.95% | 80 | 58.39% | 42 | 30.66% |
| KC 7-9 | 407 | 127 | 121 | 16 | 13.22% | 84 | 69.42% | 21 | 17.36% |
| KC 8-1 | 368 | 69 | 66 | 3 | 4.55% | 37 | 56.06% | 26 | 39.39% |
| KC 8-2 | 393 | 94 | 88 | 8 | 9.09% | 46 | 52.27% | 34 | 38.64% |
| KC 8-3 | 491 | 157 | 152 | 20 | 13.16% | 65 | 42.76% | 67 | 44.08% |
| KC 8-4 | 383 | 104 | 101 | 8 | 7.92% | 63 | 62.38% | 30 | 29.70% |
| KC 9-1 | 64 | 20 | 18 | 2 | 11.11% | 12 | 66.67% | 4 | 22.22% |
| KC 9-2 | 294 | 56 | 52 | 4 | 7.69% | 28 | 53.85% | 20 | 38.46% |
| KC 9-3 | 687 | 226 | 202 | 14 | 6.93% | 142 | 70.30% | 46 | 22.77% |
| KC 9-4 | 102 | 23 | 20 | 0 | 0.00% | 16 | 80.00% | 4 | 20.00% |
| KC 9-5 | 14 | 5 | 3 | 0 | 0.00% | 2 | 66.67% | 1 | 33.33% |
| KC 9-6 | 481 | 121 | 107 | 7 | 6.54% | 83 | 77.57% | 17 | 15.89% |
| KC 9-7 | 400 | 90 | 88 | 3 | 3.41% | 69 | 78.41% | 16 | 18.18% |
| KC 9-8 | 259 | 94 | 87 | 6 | 6.90% | 71 | 81.61% | 10 | 11.49% |
| KC 9-9 | 151 | 45 | 39 | 5 | 12.82% | 26 | 66.67% | 8 | 20.51% |
| KC 9-10 | 442 | 184 | 169 | 19 | 11.24% | 117 | 69.23% | 33 | 19.53% |
| KC 9-11 | 590 | 196 | 175 | 7 | 4.00% | 128 | 73.14% | 40 | 22.86% |
| KC 9-12 | 371 | 112 | 104 | 8 | 7.69% | 64 | 61.54% | 32 | 30.77% |
| KC 9-13 | 286 | 78 | 75 | 11 | 14.67% | 49 | 65.33% | 15 | 20.00% |

Statement of Votes Cast
Wyandotte County, KS
Primary Election-8-2-16

Date:08/08/16
Time:11:57:11
Page:8 of 97

SOVC For Jurisdiction Wide, All Counters, All Races w/o Pct. Comm.
Official Results

| | DEM US Rep 3rd Dist | | | | | | | | |
|----------|---------------------|---------------|-------------|-----------------|--------|----------------------|--------|-----------|--------|
| | Reg. Voters | Times Counted | Total Votes | Reggie Marselus | | Nathaniel McLaughlin | | Jay Sidie | |
| KC 9-14 | 315 | 119 | 111 | 7 | 6.31% | 82 | 73.87% | 22 | 19.82% |
| KC 9-15 | 0 | 0 | 0 | 0 | - | 0 | - | 0 | - |
| KC 9-16 | 531 | 155 | 144 | 11 | 7.64% | 91 | 63.19% | 42 | 29.17% |
| KC 10-1 | 613 | 189 | 172 | 16 | 9.30% | 139 | 80.81% | 17 | 9.88% |
| KC 10-2 | 919 | 244 | 224 | 10 | 4.46% | 179 | 79.91% | 35 | 15.63% |
| KC 10-3 | 44 | 11 | 10 | 4 | 40.00% | 6 | 60.00% | 0 | 0.00% |
| KC 10-4 | 316 | 107 | 95 | 8 | 8.42% | 76 | 80.00% | 11 | 11.58% |
| KC 10-5 | 526 | 160 | 144 | 12 | 8.33% | 96 | 66.67% | 36 | 25.00% |
| KC 11-1 | 528 | 146 | 134 | 7 | 5.22% | 103 | 76.87% | 24 | 17.91% |
| KC 11-2 | 461 | 147 | 136 | 5 | 3.68% | 112 | 82.35% | 19 | 13.97% |
| KC 11-3 | 581 | 203 | 181 | 12 | 6.63% | 142 | 78.45% | 27 | 14.92% |
| KC 11-4 | 515 | 126 | 119 | 8 | 6.72% | 92 | 77.31% | 19 | 15.97% |
| KC 11-5 | 545 | 115 | 104 | 5 | 4.81% | 82 | 78.85% | 17 | 16.35% |
| KC 11-6 | 455 | 163 | 148 | 8 | 5.41% | 125 | 84.46% | 15 | 10.14% |
| KC 11-7 | 318 | 115 | 110 | 6 | 5.45% | 93 | 84.55% | 11 | 10.00% |
| KC 11-8 | 601 | 164 | 152 | 10 | 6.58% | 119 | 78.29% | 23 | 15.13% |
| KC 11-9 | 487 | 191 | 167 | 8 | 4.79% | 127 | 76.05% | 32 | 19.16% |
| KC 11-10 | 523 | 226 | 200 | 5 | 2.50% | 155 | 77.50% | 40 | 20.00% |
| KC 11-11 | 594 | 303 | 270 | 17 | 6.30% | 191 | 70.74% | 62 | 22.96% |
| KC 11-12 | 76 | 34 | 34 | 3 | 8.82% | 20 | 58.82% | 11 | 32.35% |
| KC 12-1 | 322 | 90 | 83 | 6 | 7.23% | 42 | 50.60% | 35 | 42.17% |
| KC 12-2 | 223 | 32 | 32 | 4 | 12.50% | 19 | 59.38% | 9 | 28.13% |
| KC 12-3 | 328 | 84 | 80 | 7 | 8.75% | 44 | 55.00% | 29 | 36.25% |
| KC 12-4 | 333 | 117 | 114 | 11 | 9.65% | 71 | 62.28% | 32 | 28.07% |
| KC 12-5 | 292 | 91 | 83 | 7 | 8.43% | 46 | 55.42% | 30 | 36.14% |
| KC 12-6 | 312 | 91 | 84 | 7 | 8.33% | 62 | 73.81% | 15 | 17.86% |
| KC 12-7 | 284 | 56 | 54 | 5 | 9.26% | 35 | 64.81% | 14 | 25.93% |
| KC 12-8 | 311 | 91 | 77 | 7 | 9.09% | 43 | 55.84% | 27 | 35.06% |
| KC 12-9 | 305 | 95 | 88 | 5 | 5.68% | 56 | 63.64% | 27 | 30.68% |
| KC 12-10 | 185 | 64 | 61 | 7 | 11.48% | 35 | 57.38% | 19 | 31.15% |
| KC 12-11 | 103 | 32 | 29 | 5 | 17.24% | 14 | 48.28% | 10 | 34.48% |
| KC 13-1 | 626 | 221 | 205 | 9 | 4.39% | 164 | 80.00% | 32 | 15.61% |
| KC 13-2 | 406 | 160 | 146 | 9 | 6.16% | 89 | 60.96% | 48 | 32.88% |
| KC 13-3 | 402 | 119 | 109 | 9 | 8.26% | 84 | 77.06% | 16 | 14.68% |
| KC 13-4 | 418 | 130 | 121 | 10 | 8.26% | 89 | 73.55% | 22 | 18.18% |
| KC 13-5 | 377 | 117 | 108 | 7 | 6.48% | 74 | 68.52% | 27 | 25.00% |
| KC 13-6 | 363 | 102 | 93 | 12 | 12.90% | 59 | 63.44% | 22 | 23.66% |
| KC 13-7 | 205 | 87 | 82 | 4 | 4.88% | 56 | 68.29% | 22 | 26.83% |
| KC 13-8 | 287 | 100 | 91 | 7 | 7.69% | 70 | 76.92% | 14 | 15.38% |
| KC 13-9 | 501 | 159 | 151 | 13 | 8.61% | 120 | 79.47% | 18 | 11.92% |
| KC 14-1 | 318 | 117 | 105 | 12 | 11.43% | 67 | 63.81% | 26 | 24.76% |
| KC 14-2 | 201 | 95 | 89 | 7 | 7.87% | 57 | 64.04% | 25 | 28.09% |
| KC 14-3 | 198 | 95 | 89 | 7 | 7.87% | 66 | 74.16% | 16 | 17.98% |
| KC 14-4 | 413 | 155 | 147 | 10 | 6.80% | 108 | 73.47% | 29 | 19.73% |
| KC 14-5 | 365 | 127 | 116 | 8 | 6.90% | 87 | 75.00% | 21 | 18.10% |
| KC 14-6 | 465 | 170 | 156 | 9 | 5.77% | 104 | 66.67% | 43 | 27.56% |
| KC 14-7 | 572 | 268 | 245 | 17 | 6.94% | 175 | 71.43% | 53 | 21.63% |
| KC 14-8 | 424 | 175 | 154 | 13 | 8.44% | 112 | 72.73% | 29 | 18.83% |
| KC 14-9 | 167 | 77 | 72 | 6 | 8.33% | 41 | 56.94% | 25 | 34.72% |
| KC 14-10 | 512 | 261 | 207 | 13 | 6.28% | 140 | 67.63% | 54 | 26.09% |
| KC 14-11 | 346 | 165 | 145 | 8 | 5.52% | 83 | 57.24% | 54 | 37.24% |
| KC 14-12 | 501 | 276 | 240 | 20 | 8.33% | 140 | 58.33% | 80 | 33.33% |
| KC 14-13 | 440 | 218 | 195 | 22 | 11.28% | 120 | 61.54% | 53 | 27.18% |
| KC 14-14 | 532 | 272 | 227 | 26 | 11.45% | 134 | 59.03% | 67 | 29.52% |
| KC 14-15 | 543 | 306 | 258 | 27 | 10.47% | 131 | 50.78% | 100 | 38.76% |
| KC 14-16 | 210 | 119 | 102 | 9 | 8.82% | 60 | 58.82% | 33 | 32.35% |
| QC 1-1 | 6 | 3 | 3 | 0 | 0.00% | 2 | 66.67% | 1 | 33.33% |

Statement of Votes Cast
 Wyandotte County, KS
 Primary Election-8-2-16

Date:08/08/16
 Time:11:57:11
 Page:9 of 97

SOVC For Jurisdiction Wide, All Counters, All Races w/o Pct. Comm.
 Official Results

DEM US Rep 3rd Dist

| | Reg. Voters | Times Counted | Total Votes | Reggie Marselus | Nathaniel McLaughlin | Jay Sidie |
|-------|----------------|------------------|----------------|-----------------|-------------------------|-------------|
| Total | 38483 | 12703 | 11507 | 948 8.24% | 7867 68.37% | 2692 23.39% |

Statement of Votes Cast
 Wyandotte County, KS
 Primary Election-8-2-16

Date:08/08/16
 Time:11:57:11
 Page:10 of 97

SOVC For Jurisdiction Wide, All Counters, All Races w/o Pct. Comm.
 Official Results

| DEM Dist 4 KS Senate | | | | |
|----------------------|-------------|---------------|-------------|--------------|
| | Reg. Voters | Times Counted | Total Votes | David Haley |
| Jurisdiction Wide | | | | |
| KC 1-1 | 245 | 43 | 39 | 39 100.00% |
| KC 1-2 | 246 | 66 | 55 | 55 100.00% |
| KC 1-3 | 84 | 39 | 34 | 34 100.00% |
| KC 2-1 | 229 | 78 | 72 | 72 100.00% |
| KC 2-2 | 253 | 78 | 71 | 71 100.00% |
| KC 2-3 | 67 | 23 | 21 | 21 100.00% |
| KC 2-4 | 260 | 73 | 68 | 68 100.00% |
| KC 2-5 | 444 | 112 | 98 | 98 100.00% |
| KC 3-1 | 579 | 167 | 154 | 154 100.00% |
| KC 3-2 | 679 | 164 | 151 | 151 100.00% |
| KC 3-3 | 120 | 33 | 30 | 30 100.00% |
| KC 3-4 | 460 | 120 | 99 | 99 100.00% |
| KC 4-1 | 322 | 112 | 99 | 99 100.00% |
| KC 4-2 | 117 | 27 | 24 | 24 100.00% |
| KC 4-3 | 222 | 63 | 45 | 45 100.00% |
| KC 5-1 | 366 | 103 | 82 | 82 100.00% |
| KC 9-1 | 64 | 20 | 20 | 20 100.00% |
| KC 9-3 | 687 | 226 | 180 | 180 100.00% |
| KC 9-4 | 102 | 23 | 21 | 21 100.00% |
| KC 9-6 | 481 | 121 | 109 | 109 100.00% |
| KC 9-8 | 259 | 94 | 83 | 83 100.00% |
| KC 9-15 | 0 | 0 | 0 | 0 |
| KC 10-1 | 613 | 189 | 170 | 170 100.00% |
| KC 10-2 | 919 | 244 | 222 | 222 100.00% |
| KC 10-3 | 44 | 11 | 10 | 10 100.00% |
| KC 10-4 | 316 | 107 | 91 | 91 100.00% |
| KC 10-5 | 526 | 160 | 140 | 140 100.00% |
| KC 11-1 | 528 | 146 | 129 | 129 100.00% |
| KC 11-2 | 461 | 147 | 134 | 134 100.00% |
| KC 11-3 | 581 | 203 | 187 | 187 100.00% |
| KC 11-4 | 515 | 126 | 111 | 111 100.00% |
| KC 11-5 | 545 | 115 | 101 | 101 100.00% |
| KC 11-6 | 455 | 163 | 140 | 140 100.00% |
| KC 11-7 | 318 | 115 | 100 | 100 100.00% |
| KC 11-8 | 601 | 164 | 145 | 145 100.00% |
| KC 11-9 | 487 | 191 | 154 | 154 100.00% |
| KC 11-10 | 523 | 226 | 195 | 195 100.00% |
| KC 11-11 | 594 | 303 | 246 | 246 100.00% |
| KC 13-1 | 626 | 221 | 206 | 206 100.00% |
| KC 13-2 | 406 | 160 | 133 | 133 100.00% |
| KC 13-3 | 402 | 119 | 107 | 107 100.00% |
| KC 13-4 | 418 | 130 | 122 | 122 100.00% |
| KC 13-5 | 377 | 117 | 95 | 95 100.00% |
| KC 13-6 | 363 | 102 | 87 | 87 100.00% |
| KC 13-7 | 205 | 87 | 75 | 75 100.00% |
| KC 13-8 | 287 | 100 | 88 | 88 100.00% |
| KC 13-9 | 501 | 159 | 140 | 140 100.00% |
| KC 14-1 | 318 | 117 | 89 | 89 100.00% |
| KC 14-2 | 201 | 95 | 86 | 86 100.00% |
| KC 14-3 | 198 | 95 | 78 | 78 100.00% |
| KC 14-4 | 413 | 155 | 138 | 138 100.00% |
| KC 14-5 | 365 | 127 | 108 | 108 100.00% |
| KC 14-6 | 465 | 170 | 150 | 150 100.00% |
| KC 14-7 | 572 | 268 | 218 | 218 100.00% |
| Total | 20429 | 6617 | 5750 | 5750 100.00% |

Statement of Votes Cast
 Wyandotte County, KS
 Primary Election-8-2-16

Date:08/08/16
 Time:11:57:11
 Page:11 of 97

SOVC For Jurisdiction Wide, All Counters, All Races w/o Pct. Comm.
 Official Results

| | DEM Dist 5 KS Senate | | | | | | |
|-------------------|----------------------|---------------|-------------|-------------|---------|-------------------|--------|
| | Reg. Voters | Times Counted | Total Votes | Bill Hutton | | Donald G. Terrien | |
| Jurisdiction Wide | | | | | | | |
| BS 1-1 | 336 | 114 | 104 | 86 | 82.69% | 18 | 17.31% |
| BS 2-1 | 241 | 84 | 81 | 76 | 93.83% | 5 | 6.17% |
| BS 3-1 | 338 | 131 | 118 | 97 | 82.20% | 21 | 17.80% |
| BS 4-1 | 389 | 158 | 144 | 119 | 82.64% | 25 | 17.36% |
| DE 1-1 | 5 | 2 | 1 | 1 | 100.00% | 0 | 0.00% |
| ED 1-1 | 633 | 187 | 174 | 144 | 82.76% | 30 | 17.24% |
| KC 9-16 | 531 | 155 | 145 | 137 | 94.48% | 8 | 5.52% |
| KC 14-8 | 424 | 175 | 150 | 126 | 84.00% | 24 | 16.00% |
| KC 14-9 | 167 | 77 | 71 | 61 | 85.92% | 10 | 14.08% |
| KC 14-10 | 512 | 261 | 218 | 197 | 90.37% | 21 | 9.63% |
| KC 14-11 | 346 | 165 | 149 | 128 | 85.91% | 21 | 14.09% |
| KC 14-12 | 501 | 276 | 245 | 211 | 86.12% | 34 | 13.88% |
| KC 14-13 | 440 | 218 | 205 | 178 | 86.83% | 27 | 13.17% |
| KC 14-14 | 532 | 272 | 242 | 201 | 83.06% | 41 | 16.94% |
| KC 14-15 | 543 | 306 | 278 | 240 | 86.33% | 38 | 13.67% |
| Total | 5938 | 2581 | 2325 | 2002 | 86.11% | 323 | 13.89% |

Statement of Votes Cast
 Wyandotte County, KS
 Primary Election-8-2-16

Date:08/08/16
 Time:11:57:11
 Page:12 of 97

SOVC For Jurisdiction Wide, All Counters, All Races w/o Pct. Comm.
 Official Results

| DEM Dist 6 KS Senate | | | | |
|----------------------|-------------|---------------|-------------|--------------|
| | Reg. Voters | Times Counted | Total Votes | Pat Pettey |
| Jurisdiction Wide | | | | |
| ED 2-1 | 116 | 27 | 20 | 20 100.00% |
| KC 4-4 | 390 | 141 | 116 | 116 100.00% |
| KC 5-2 | 167 | 28 | 25 | 25 100.00% |
| KC 5-3 | 178 | 28 | 22 | 22 100.00% |
| KC 5-4 | 140 | 22 | 20 | 20 100.00% |
| KC 5-5 | 183 | 49 | 42 | 42 100.00% |
| KC 6-1 | 204 | 41 | 33 | 33 100.00% |
| KC 6-2 | 71 | 15 | 14 | 14 100.00% |
| KC 7-1 | 240 | 61 | 50 | 50 100.00% |
| KC 7-2 | 183 | 56 | 49 | 49 100.00% |
| KC 7-3 | 344 | 100 | 81 | 81 100.00% |
| KC 7-4 | 328 | 116 | 96 | 96 100.00% |
| KC 7-5 | 116 | 34 | 29 | 29 100.00% |
| KC 7-6 | 450 | 152 | 127 | 127 100.00% |
| KC 7-7 | 253 | 54 | 44 | 44 100.00% |
| KC 7-8 | 558 | 146 | 126 | 126 100.00% |
| KC 7-9 | 407 | 127 | 114 | 114 100.00% |
| KC 8-1 | 368 | 69 | 55 | 55 100.00% |
| KC 8-2 | 393 | 94 | 81 | 81 100.00% |
| KC 8-3 | 491 | 157 | 137 | 137 100.00% |
| KC 8-4 | 383 | 104 | 82 | 82 100.00% |
| KC 9-2 | 294 | 56 | 47 | 47 100.00% |
| KC 9-5 | 14 | 5 | 4 | 4 100.00% |
| KC 9-7 | 400 | 90 | 75 | 75 100.00% |
| KC 9-9 | 151 | 45 | 34 | 34 100.00% |
| KC 9-10 | 442 | 184 | 155 | 155 100.00% |
| KC 9-11 | 590 | 196 | 156 | 156 100.00% |
| KC 9-12 | 371 | 112 | 93 | 93 100.00% |
| KC 9-13 | 286 | 78 | 72 | 72 100.00% |
| KC 9-14 | 315 | 119 | 103 | 103 100.00% |
| KC 11-12 | 76 | 34 | 29 | 29 100.00% |
| KC 12-1 | 322 | 90 | 78 | 78 100.00% |
| KC 12-2 | 223 | 32 | 28 | 28 100.00% |
| KC 12-3 | 328 | 84 | 69 | 69 100.00% |
| KC 12-4 | 333 | 117 | 98 | 98 100.00% |
| KC 12-5 | 292 | 91 | 77 | 77 100.00% |
| KC 12-6 | 312 | 91 | 75 | 75 100.00% |
| KC 12-7 | 284 | 56 | 44 | 44 100.00% |
| KC 12-8 | 311 | 91 | 77 | 77 100.00% |
| KC 12-9 | 305 | 95 | 84 | 84 100.00% |
| KC 12-10 | 185 | 64 | 51 | 51 100.00% |
| KC 12-11 | 103 | 32 | 25 | 25 100.00% |
| KC 14-16 | 210 | 119 | 91 | 91 100.00% |
| Total | 12110 | 3502 | 2928 | 2928 100.00% |

Statement of Votes Cast
 Wyandotte County, KS
 Primary Election-8-2-16

Date:08/08/16
 Time:11:57:11
 Page:13 of 97

SOVC For Jurisdiction Wide, All Counters, All Races w/o Pct. Comm.
 Official Results

| DEM Dist 10 KS Senate | | | | |
|-----------------------|-------------|---------------|-------------|-------------|
| | Reg. Voters | Times Counted | Total Votes | Vicki Hiatt |
| Jurisdiction Wide | | | | |
| QC 1-1 | 6 | 3 | 3 | 3 100.00% |
| Total | 6 | 3 | 3 | 3 100.00% |

Statement of Votes Cast
 Wyandotte County, KS
 Primary Election-8-2-16

Date:08/08/16
 Time:11:57:11
 Page:14 of 97

SOVC For Jurisdiction Wide, All Counters, All Races w/o Pct. Comm.
 Official Results

| | DEM 31st Dist State Rep | | | |
|-------------------|-------------------------|---------------|-------------|---------------|
| | Reg. Voters | Times Counted | Total Votes | Louis E. Ruiz |
| Jurisdiction Wide | | | | |
| KC 7-1 | 240 | 61 | 50 | 50 100.00% |
| KC 7-2 | 183 | 56 | 51 | 51 100.00% |
| KC 7-3 | 344 | 100 | 86 | 86 100.00% |
| KC 7-5 | 116 | 34 | 29 | 29 100.00% |
| KC 7-6 | 450 | 152 | 127 | 127 100.00% |
| KC 7-7 | 253 | 54 | 45 | 45 100.00% |
| KC 8-1 | 368 | 69 | 58 | 58 100.00% |
| KC 8-2 | 393 | 94 | 81 | 81 100.00% |
| KC 8-3 | 491 | 157 | 147 | 147 100.00% |
| KC 8-4 | 383 | 104 | 90 | 90 100.00% |
| KC 12-1 | 322 | 90 | 79 | 79 100.00% |
| KC 12-2 | 223 | 32 | 25 | 25 100.00% |
| KC 12-3 | 328 | 84 | 69 | 69 100.00% |
| KC 12-4 | 333 | 117 | 96 | 96 100.00% |
| KC 12-5 | 292 | 91 | 72 | 72 100.00% |
| Total | 4719 | 1295 | 1105 | 1105 100.00% |

Statement of Votes Cast
 Wyandotte County, KS
 Primary Election-8-2-16

Date:08/08/16
 Time:11:57:11
 Page:15 of 97

SOVC For Jurisdiction Wide, All Counters, All Races w/o Pct. Comm.
 Official Results

| DEM 32nd Dist State Rep | | | | |
|-------------------------|-------------|---------------|-------------|-------------|
| | Reg. Voters | Times Counted | Total Votes | Pam Curtis |
| Jurisdiction Wide | | | | |
| KC 1-3 | 84 | 39 | 34 | 34 100.00% |
| KC 4-1 | 322 | 112 | 88 | 88 100.00% |
| KC 4-2 | 117 | 27 | 24 | 24 100.00% |
| KC 4-3 | 222 | 63 | 52 | 52 100.00% |
| KC 4-4 | 390 | 141 | 121 | 121 100.00% |
| KC 5-1 | 366 | 103 | 87 | 87 100.00% |
| KC 5-2 | 167 | 28 | 22 | 22 100.00% |
| KC 5-3 | 178 | 28 | 18 | 18 100.00% |
| KC 5-4 | 140 | 22 | 21 | 21 100.00% |
| KC 5-5 | 183 | 49 | 42 | 42 100.00% |
| KC 6-1 | 204 | 41 | 34 | 34 100.00% |
| KC 6-2 | 71 | 15 | 12 | 12 100.00% |
| KC 9-1 | 64 | 20 | 14 | 14 100.00% |
| KC 9-2 | 294 | 56 | 44 | 44 100.00% |
| Total | 2802 | 744 | 613 | 613 100.00% |

Statement of Votes Cast
 Wyandotte County, KS
 Primary Election-8-2-16

Date:08/08/16
 Time:11:57:11
 Page:16 of 97

SOVC For Jurisdiction Wide, All Counters, All Races w/o Pct. Comm.
 Official Results

| DEM 33rd Dist State Rep | | | | |
|-------------------------|---------------|------------------|----------------|---------------------|
| | Reg Voters | Times Counted | Total Votes | Tom Burroughs |
| Jurisdiction Wide | | | | |
| BS 1-1 | 336 | 114 | 94 | 94 100.00% |
| BS 2-1 | 241 | 84 | 70 | 70 100.00% |
| BS 3-1 | 338 | 131 | 106 | 106 100.00% |
| BS 4-1 | 389 | 158 | 134 | 134 100.00% |
| DE 1-1 | 5 | 2 | 1 | 1 100.00% |
| ED 1-1 | 633 | 187 | 162 | 162 100.00% |
| ED 2-1 | 116 | 27 | 22 | 22 100.00% |
| KC 9-8 | 259 | 94 | 77 | 77 100.00% |
| KC 9-9 | 151 | 45 | 30 | 30 100.00% |
| KC 9-10 | 442 | 184 | 155 | 155 100.00% |
| KC 9-11 | 590 | 196 | 154 | 154 100.00% |
| KC 9-12 | 371 | 112 | 94 | 94 100.00% |
| KC 9-13 | 286 | 78 | 73 | 73 100.00% |
| KC 9-14 | 315 | 119 | 108 | 108 100.00% |
| KC 9-16 | 531 | 155 | 135 | 135 100.00% |
| KC 12-11 | 103 | 32 | 32 | 32 100.00% |
| QC 1-1 | 6 | 3 | 3 | 3 100.00% |
| Total | 5112 | 1721 | 1450 | 1450 100.00% |

Statement of Votes Cast
 Wyandotte County, KS
 Primary Election-8-2-16

Date:08/08/16
 Time:11:57:11
 Page:17 of 97

SOVC For Jurisdiction Wide, All Counters, All Races w/o Pct. Comm.
 Official Results

| DEM 34th Dist State Rep | | | | |
|-------------------------|-------------|---------------|-------------|------------------|
| | Reg. Voters | Times Counted | Total Votes | Valdenia C. Winn |
| Jurisdiction Wide | | | | |
| KC 1-2 | 246 | 66 | 53 | 53 100.00% |
| KC 2-3 | 67 | 23 | 18 | 18 100.00% |
| KC 2-4 | 260 | 73 | 60 | 60 100.00% |
| KC 2-5 | 444 | 112 | 97 | 97 100.00% |
| KC 3-4 | 460 | 120 | 88 | 88 100.00% |
| KC 10-3 | 44 | 11 | 8 | 8 100.00% |
| KC 10-4 | 316 | 107 | 87 | 87 100.00% |
| KC 10-5 | 526 | 160 | 128 | 128 100.00% |
| KC 11-2 | 461 | 147 | 131 | 131 100.00% |
| KC 11-3 | 581 | 203 | 164 | 164 100.00% |
| KC 11-4 | 515 | 126 | 101 | 101 100.00% |
| KC 11-5 | 545 | 115 | 99 | 99 100.00% |
| KC 11-6 | 455 | 163 | 134 | 134 100.00% |
| KC 11-7 | 318 | 115 | 97 | 97 100.00% |
| KC 11-8 | 601 | 164 | 141 | 141 100.00% |
| KC 13-4 | 418 | 130 | 116 | 116 100.00% |
| KC 13-9 | 501 | 159 | 143 | 143 100.00% |
| Total | 6758 | 1994 | 1665 | 1665 100.00% |

Statement of Votes Cast
 Wyandotte County, KS
 Primary Election-8-2-16

Date:08/08/16
 Time:11:57:11
 Page:18 of 97

SOVC For Jurisdiction Wide, All Counters, All Races w/o Pct. Comm.
 Official Results

| DEM 35th Dist State Rep | | | | | | |
|-------------------------|-------------|---------------|-------------|---------------------|--|---------------------|
| | Reg. Voters | Times Counted | Total Votes | Broderick Henderson | | Kimberly L. Lampkin |
| Jurisdiction Wide | | | | | | |
| KC 1-1 | 245 | 43 | 40 | 28 70.00% | | 12 30.00% |
| KC 2-1 | 229 | 78 | 74 | 38 51.35% | | 36 48.65% |
| KC 2-2 | 253 | 78 | 73 | 50 68.49% | | 23 31.51% |
| KC 3-1 | 579 | 167 | 153 | 111 72.55% | | 42 27.45% |
| KC 3-2 | 679 | 164 | 153 | 101 66.01% | | 52 33.99% |
| KC 3-3 | 120 | 33 | 28 | 20 71.43% | | 8 28.57% |
| KC 10-1 | 613 | 189 | 170 | 123 72.35% | | 47 27.65% |
| KC 10-2 | 919 | 244 | 224 | 138 61.61% | | 86 38.39% |
| KC 11-1 | 528 | 146 | 136 | 84 61.76% | | 52 38.24% |
| KC 13-1 | 626 | 221 | 203 | 129 63.55% | | 74 36.45% |
| KC 13-2 | 406 | 160 | 140 | 81 57.86% | | 59 42.14% |
| KC 13-3 | 402 | 119 | 110 | 71 64.55% | | 39 35.45% |
| KC 13-5 | 377 | 117 | 107 | 61 57.01% | | 46 42.99% |
| KC 13-6 | 363 | 102 | 93 | 48 51.61% | | 45 48.39% |
| KC 13-7 | 205 | 87 | 78 | 34 43.59% | | 44 56.41% |
| KC 13-8 | 287 | 100 | 92 | 47 51.09% | | 45 48.91% |
| KC 14-2 | 201 | 95 | 87 | 48 55.17% | | 39 44.83% |
| KC 14-3 | 198 | 95 | 85 | 47 55.29% | | 38 44.71% |
| Total | 7230 | 2238 | 2046 | 1259 61.53% | | 787 38.47% |

Statement of Votes Cast
 Wyandotte County, KS
 Primary Election-8-2-16

Date:08/08/16
 Time:11:57:11
 Page:19 of 97

SOVC For Jurisdiction Wide, All Counters, All Races w/o Pct. Comm.
 Official Results

| DEM 36th Dist State Rep | | | | | | |
|-------------------------|-------------|---------------|-------------|-------------------|--------|---------------------|
| | Reg. Voters | Times Counted | Total Votes | Kathy Wolfe Moore | | Gwendolyn S. Thomas |
| Jurisdiction Wide | | | | | | |
| KC 9-15 | 0 | 0 | 0 | 0 | - | 0 |
| KC 11-9 | 487 | 191 | 175 | 115 | 65.71% | 60 34.29% |
| KC 11-10 | 523 | 226 | 218 | 150 | 68.81% | 68 31.19% |
| KC 11-11 | 594 | 303 | 285 | 204 | 71.58% | 81 28.42% |
| KC 11-12 | 76 | 34 | 32 | 21 | 65.63% | 11 34.38% |
| KC 14-1 | 318 | 117 | 109 | 85 | 77.98% | 24 22.02% |
| KC 14-4 | 413 | 155 | 151 | 97 | 64.24% | 54 35.76% |
| KC 14-5 | 365 | 127 | 122 | 74 | 60.66% | 48 39.34% |
| KC 14-6 | 465 | 170 | 161 | 122 | 75.78% | 39 24.22% |
| KC 14-7 | 572 | 268 | 260 | 199 | 76.54% | 61 23.46% |
| KC 14-8 | 424 | 175 | 169 | 116 | 68.64% | 53 31.36% |
| KC 14-9 | 167 | 77 | 77 | 56 | 72.73% | 21 27.27% |
| KC 14-10 | 512 | 261 | 249 | 214 | 85.94% | 35 14.06% |
| KC 14-11 | 346 | 165 | 162 | 132 | 81.48% | 30 18.52% |
| KC 14-12 | 501 | 276 | 264 | 218 | 82.58% | 46 17.42% |
| KC 14-13 | 440 | 218 | 214 | 178 | 83.18% | 36 16.82% |
| KC 14-14 | 532 | 272 | 255 | 203 | 79.61% | 52 20.39% |
| KC 14-15 | 543 | 306 | 297 | 262 | 88.22% | 35 11.78% |
| KC 14-16 | 210 | 119 | 118 | 91 | 77.12% | 27 22.88% |
| Total | 7488 | 3460 | 3318 | 2537 | 76.46% | 781 23.54% |

Statement of Votes Cast
 Wyandotte County, KS
 Primary Election-8-2-16

Date:08/08/16
 Time:11:57:11
 Page:20 of 97

SOVC For Jurisdiction Wide, All Counters, All Races w/o Pct. Comm.
 Official Results

| DEM 37th Dist State Rep | | | | |
|-------------------------|-------------|---------------|-------------|------------------|
| | Reg. Voters | Times Counted | Total Votes | Stan Frownfelter |
| Jurisdiction Wide | | | | |
| KC 7-4 | 328 | 116 | 83 | 83 100.00% |
| KC 7-8 | 558 | 146 | 113 | 113 100.00% |
| KC 7-9 | 407 | 127 | 106 | 106 100.00% |
| KC 9-3 | 687 | 226 | 155 | 155 100.00% |
| KC 9-4 | 102 | 23 | 16 | 16 100.00% |
| KC 9-5 | 14 | 5 | 4 | 4 100.00% |
| KC 9-6 | 481 | 121 | 72 | 72 100.00% |
| KC 9-7 | 400 | 90 | 70 | 70 100.00% |
| KC 12-6 | 312 | 91 | 74 | 74 100.00% |
| KC 12-7 | 284 | 56 | 48 | 48 100.00% |
| KC 12-8 | 311 | 91 | 74 | 74 100.00% |
| KC 12-9 | 305 | 95 | 79 | 79 100.00% |
| KC 12-10 | 185 | 64 | 55 | 55 100.00% |
| Total | 4374 | 1251 | 949 | 949 100.00% |

Statement of Votes Cast
 Wyandotte County, KS
 Primary Election-8-2-16

Date:08/08/16
 Time:11:57:11
 Page:21 of 97

SOVC For Jurisdiction Wide, All Counters, All Races w/o Pct. Comm.
 Official Results

| | DEM Div 1-29th Dist Judge | | | |
|-------------------|---------------------------|---------------|-------------|-----------------|
| | Reg. Voters | Times Counted | Total Votes | Robert P. Burns |
| Jurisdiction Wide | | | | |
| BS 1-1 | 336 | 114 | 90 | 90 100.00% |
| BS 2-1 | 241 | 84 | 65 | 65 100.00% |
| BS 3-1 | 338 | 131 | 99 | 99 100.00% |
| BS 4-1 | 389 | 158 | 128 | 128 100.00% |
| DE 1-1 | 5 | 2 | 0 | 0 - |
| ED 1-1 | 633 | 187 | 151 | 151 100.00% |
| ED 2-1 | 116 | 27 | 21 | 21 100.00% |
| KC 1-1 | 245 | 43 | 26 | 26 100.00% |
| KC 1-2 | 246 | 66 | 32 | 32 100.00% |
| KC 1-3 | 84 | 39 | 34 | 34 100.00% |
| KC 2-1 | 229 | 78 | 63 | 63 100.00% |
| KC 2-2 | 253 | 78 | 54 | 54 100.00% |
| KC 2-3 | 67 | 23 | 15 | 15 100.00% |
| KC 2-4 | 260 | 73 | 52 | 52 100.00% |
| KC 2-5 | 444 | 112 | 74 | 74 100.00% |
| KC 3-1 | 579 | 167 | 110 | 110 100.00% |
| KC 3-2 | 679 | 164 | 111 | 111 100.00% |
| KC 3-3 | 120 | 33 | 17 | 17 100.00% |
| KC 3-4 | 460 | 120 | 67 | 67 100.00% |
| KC 4-1 | 322 | 112 | 90 | 90 100.00% |
| KC 4-2 | 117 | 27 | 24 | 24 100.00% |
| KC 4-3 | 222 | 63 | 48 | 48 100.00% |
| KC 4-4 | 390 | 141 | 114 | 114 100.00% |
| KC 5-1 | 366 | 103 | 84 | 84 100.00% |
| KC 5-2 | 167 | 28 | 20 | 20 100.00% |
| KC 5-3 | 178 | 28 | 21 | 21 100.00% |
| KC 5-4 | 140 | 22 | 20 | 20 100.00% |
| KC 5-5 | 183 | 49 | 42 | 42 100.00% |
| KC 6-1 | 204 | 41 | 35 | 35 100.00% |
| KC 6-2 | 71 | 15 | 12 | 12 100.00% |
| KC 7-1 | 240 | 61 | 44 | 44 100.00% |
| KC 7-2 | 183 | 56 | 43 | 43 100.00% |
| KC 7-3 | 344 | 100 | 83 | 83 100.00% |
| KC 7-4 | 328 | 116 | 80 | 80 100.00% |
| KC 7-5 | 116 | 34 | 24 | 24 100.00% |
| KC 7-6 | 450 | 152 | 124 | 124 100.00% |
| KC 7-7 | 253 | 54 | 45 | 45 100.00% |
| KC 7-8 | 558 | 146 | 108 | 108 100.00% |
| KC 7-9 | 407 | 127 | 102 | 102 100.00% |
| KC 8-1 | 368 | 69 | 55 | 55 100.00% |
| KC 8-2 | 393 | 94 | 72 | 72 100.00% |
| KC 8-3 | 491 | 157 | 128 | 128 100.00% |
| KC 8-4 | 383 | 104 | 76 | 76 100.00% |
| KC 9-1 | 64 | 20 | 19 | 19 100.00% |
| KC 9-2 | 294 | 56 | 40 | 40 100.00% |
| KC 9-3 | 687 | 226 | 171 | 171 100.00% |
| KC 9-4 | 102 | 23 | 18 | 18 100.00% |
| KC 9-5 | 14 | 5 | 4 | 4 100.00% |
| KC 9-6 | 481 | 121 | 76 | 76 100.00% |
| KC 9-7 | 400 | 90 | 70 | 70 100.00% |
| KC 9-8 | 259 | 94 | 74 | 74 100.00% |
| KC 9-9 | 151 | 45 | 31 | 31 100.00% |
| KC 9-10 | 442 | 184 | 146 | 146 100.00% |
| KC 9-11 | 590 | 196 | 151 | 151 100.00% |
| KC 9-12 | 371 | 112 | 85 | 85 100.00% |
| KC 9-13 | 286 | 78 | 71 | 71 100.00% |

Statement of Votes Cast
 Wyandotte County, KS
 Primary Election-8-2-16

Date:08/08/16
 Time:11:57:11
 Page:22 of 97

SOVC For Jurisdiction Wide, All Counters, All Races w/o Pct. Comm.
 Official Results

| | DEM Div 1-29th Dist Judge | | | |
|----------|---------------------------|---------------|-------------|-----------------|
| | Reg. Voters | Times Counted | Total Votes | Robert P. Burns |
| KC 9-14 | 315 | 119 | 98 | 98 100.00% |
| KC 9-15 | 0 | 0 | 0 | 0 |
| KC 9-16 | 531 | 155 | 134 | 134 100.00% |
| KC 10-1 | 613 | 189 | 135 | 135 100.00% |
| KC 10-2 | 919 | 244 | 174 | 174 100.00% |
| KC 10-3 | 44 | 11 | 8 | 8 100.00% |
| KC 10-4 | 316 | 107 | 77 | 77 100.00% |
| KC 10-5 | 526 | 160 | 116 | 116 100.00% |
| KC 11-1 | 528 | 146 | 108 | 108 100.00% |
| KC 11-2 | 461 | 147 | 109 | 109 100.00% |
| KC 11-3 | 581 | 203 | 146 | 146 100.00% |
| KC 11-4 | 515 | 126 | 96 | 96 100.00% |
| KC 11-5 | 545 | 115 | 84 | 84 100.00% |
| KC 11-6 | 455 | 163 | 114 | 114 100.00% |
| KC 11-7 | 318 | 115 | 83 | 83 100.00% |
| KC 11-8 | 601 | 164 | 116 | 116 100.00% |
| KC 11-9 | 487 | 191 | 123 | 123 100.00% |
| KC 11-10 | 523 | 226 | 171 | 171 100.00% |
| KC 11-11 | 594 | 303 | 222 | 222 100.00% |
| KC 11-12 | 76 | 34 | 27 | 27 100.00% |
| KC 12-1 | 322 | 90 | 72 | 72 100.00% |
| KC 12-2 | 223 | 32 | 23 | 23 100.00% |
| KC 12-3 | 328 | 84 | 67 | 67 100.00% |
| KC 12-4 | 333 | 117 | 87 | 87 100.00% |
| KC 12-5 | 292 | 91 | 68 | 68 100.00% |
| KC 12-6 | 312 | 91 | 71 | 71 100.00% |
| KC 12-7 | 284 | 56 | 41 | 41 100.00% |
| KC 12-8 | 311 | 91 | 67 | 67 100.00% |
| KC 12-9 | 305 | 95 | 72 | 72 100.00% |
| KC 12-10 | 185 | 64 | 51 | 51 100.00% |
| KC 12-11 | 103 | 32 | 25 | 25 100.00% |
| KC 13-1 | 626 | 221 | 172 | 172 100.00% |
| KC 13-2 | 406 | 160 | 126 | 126 100.00% |
| KC 13-3 | 402 | 119 | 95 | 95 100.00% |
| KC 13-4 | 418 | 130 | 100 | 100 100.00% |
| KC 13-5 | 377 | 117 | 88 | 88 100.00% |
| KC 13-6 | 363 | 102 | 80 | 80 100.00% |
| KC 13-7 | 205 | 87 | 72 | 72 100.00% |
| KC 13-8 | 287 | 100 | 76 | 76 100.00% |
| KC 13-9 | 501 | 159 | 118 | 118 100.00% |
| KC 14-1 | 318 | 117 | 92 | 92 100.00% |
| KC 14-2 | 201 | 95 | 78 | 78 100.00% |
| KC 14-3 | 198 | 95 | 66 | 66 100.00% |
| KC 14-4 | 413 | 155 | 117 | 117 100.00% |
| KC 14-5 | 365 | 127 | 93 | 93 100.00% |
| KC 14-6 | 465 | 170 | 133 | 133 100.00% |
| KC 14-7 | 572 | 268 | 203 | 203 100.00% |
| KC 14-8 | 424 | 175 | 137 | 137 100.00% |
| KC 14-9 | 167 | 77 | 62 | 62 100.00% |
| KC 14-10 | 512 | 261 | 186 | 186 100.00% |
| KC 14-11 | 346 | 165 | 129 | 129 100.00% |
| KC 14-12 | 501 | 276 | 221 | 221 100.00% |
| KC 14-13 | 440 | 218 | 179 | 179 100.00% |
| KC 14-14 | 532 | 272 | 208 | 208 100.00% |
| KC 14-15 | 543 | 306 | 239 | 239 100.00% |
| KC 14-16 | 210 | 119 | 95 | 95 100.00% |
| QC 1-1 | 6 | 3 | 3 | 3 100.00% |

Statement of Votes Cast
Wyandotte County, KS
Primary Election-8-2-16

Date:08/08/16
Time:11:57:11
Page:23 of 97

SOVC For Jurisdiction Wide, All Counters, All Races w/o Pct. Comm.
Official Results

| DEM Div 1-29th Dist Judge | | | | |
|---------------------------|---------------|------------------|----------------|-----------------|
| | Reg Voters | Times Counted | Total Votes | Robert P. Burns |
| Total | 38483 | 12703 | 9612 | 9612 100.00% |

Statement of Votes Cast
 Wyandotte County, KS
 Primary Election-8-2-16

Date:08/08/16
 Time:11:57:11
 Page:24 of 97

SOVC For Jurisdiction Wide, All Counters, All Races w/o Pct. Comm.
 Official Results

| DEM Div 2-29th Dist Judge | | | | |
|---------------------------|-------------|---------------|-------------|--------------------|
| | Reg. Voters | Times Counted | Total Votes | Michael A. Russell |
| Jurisdiction Wide | | | | |
| BS 1-1 | 336 | 114 | 85 | 85 100.00% |
| BS 2-1 | 241 | 84 | 64 | 64 100.00% |
| BS 3-1 | 338 | 131 | 95 | 95 100.00% |
| BS 4-1 | 389 | 158 | 121 | 121 100.00% |
| DE 1-1 | 5 | 2 | 0 | 0 |
| ED 1-1 | 633 | 187 | 150 | 150 100.00% |
| ED 2-1 | 116 | 27 | 20 | 20 100.00% |
| KC 1-1 | 245 | 43 | 24 | 24 100.00% |
| KC 1-2 | 246 | 66 | 30 | 30 100.00% |
| KC 1-3 | 84 | 39 | 34 | 34 100.00% |
| KC 2-1 | 229 | 78 | 58 | 58 100.00% |
| KC 2-2 | 253 | 78 | 53 | 53 100.00% |
| KC 2-3 | 67 | 23 | 13 | 13 100.00% |
| KC 2-4 | 260 | 73 | 51 | 51 100.00% |
| KC 2-5 | 444 | 112 | 73 | 73 100.00% |
| KC 3-1 | 579 | 167 | 94 | 94 100.00% |
| KC 3-2 | 679 | 164 | 100 | 100 100.00% |
| KC 3-3 | 120 | 33 | 12 | 12 100.00% |
| KC 3-4 | 460 | 120 | 66 | 66 100.00% |
| KC 4-1 | 322 | 112 | 86 | 86 100.00% |
| KC 4-2 | 117 | 27 | 23 | 23 100.00% |
| KC 4-3 | 222 | 63 | 43 | 43 100.00% |
| KC 4-4 | 390 | 141 | 105 | 105 100.00% |
| KC 5-1 | 366 | 103 | 83 | 83 100.00% |
| KC 5-2 | 167 | 28 | 20 | 20 100.00% |
| KC 5-3 | 178 | 28 | 20 | 20 100.00% |
| KC 5-4 | 140 | 22 | 21 | 21 100.00% |
| KC 5-5 | 183 | 49 | 40 | 40 100.00% |
| KC 6-1 | 204 | 41 | 31 | 31 100.00% |
| KC 6-2 | 71 | 15 | 12 | 12 100.00% |
| KC 7-1 | 240 | 61 | 42 | 42 100.00% |
| KC 7-2 | 183 | 56 | 43 | 43 100.00% |
| KC 7-3 | 344 | 100 | 77 | 77 100.00% |
| KC 7-4 | 328 | 116 | 73 | 73 100.00% |
| KC 7-5 | 116 | 34 | 21 | 21 100.00% |
| KC 7-6 | 450 | 152 | 114 | 114 100.00% |
| KC 7-7 | 253 | 54 | 40 | 40 100.00% |
| KC 7-8 | 558 | 146 | 104 | 104 100.00% |
| KC 7-9 | 407 | 127 | 101 | 101 100.00% |
| KC 8-1 | 368 | 69 | 54 | 54 100.00% |
| KC 8-2 | 393 | 94 | 74 | 74 100.00% |
| KC 8-3 | 491 | 157 | 126 | 126 100.00% |
| KC 8-4 | 383 | 104 | 73 | 73 100.00% |
| KC 9-1 | 64 | 20 | 14 | 14 100.00% |
| KC 9-2 | 294 | 56 | 41 | 41 100.00% |
| KC 9-3 | 687 | 226 | 152 | 152 100.00% |
| KC 9-4 | 102 | 23 | 16 | 16 100.00% |
| KC 9-5 | 14 | 5 | 4 | 4 100.00% |
| KC 9-6 | 481 | 121 | 78 | 78 100.00% |
| KC 9-7 | 400 | 90 | 66 | 66 100.00% |
| KC 9-8 | 259 | 94 | 69 | 69 100.00% |
| KC 9-9 | 151 | 45 | 30 | 30 100.00% |
| KC 9-10 | 442 | 184 | 140 | 140 100.00% |
| KC 9-11 | 590 | 196 | 141 | 141 100.00% |
| KC 9-12 | 371 | 112 | 85 | 85 100.00% |
| KC 9-13 | 286 | 78 | 72 | 72 100.00% |

Statement of Votes Cast
 Wyandotte County, KS
 Primary Election-8-2-16

Date:08/08/16
 Time:11:57:11
 Page:25 of 97

SOVC For Jurisdiction Wide, All Counters, All Races w/o Pct. Comm.
 Official Results

| DEM Div 2-29th Dist Judge | | | | |
|---------------------------|-------------|---------------|-------------|--------------------|
| | Reg. Voters | Times Counted | Total Votes | Michael A. Russell |
| KC 9-14 | 315 | 119 | 96 | 96 100.00% |
| KC 9-15 | 0 | 0 | 0 | 0 - |
| KC 9-16 | 531 | 155 | 121 | 121 100.00% |
| KC 10-1 | 613 | 189 | 123 | 123 100.00% |
| KC 10-2 | 919 | 244 | 177 | 177 100.00% |
| KC 10-3 | 44 | 11 | 6 | 6 100.00% |
| KC 10-4 | 316 | 107 | 74 | 74 100.00% |
| KC 10-5 | 526 | 160 | 114 | 114 100.00% |
| KC 11-1 | 528 | 146 | 104 | 104 100.00% |
| KC 11-2 | 461 | 147 | 102 | 102 100.00% |
| KC 11-3 | 581 | 203 | 145 | 145 100.00% |
| KC 11-4 | 515 | 126 | 99 | 99 100.00% |
| KC 11-5 | 545 | 115 | 80 | 80 100.00% |
| KC 11-6 | 455 | 163 | 109 | 109 100.00% |
| KC 11-7 | 318 | 115 | 82 | 82 100.00% |
| KC 11-8 | 601 | 164 | 119 | 119 100.00% |
| KC 11-9 | 487 | 191 | 117 | 117 100.00% |
| KC 11-10 | 523 | 226 | 169 | 169 100.00% |
| KC 11-11 | 594 | 303 | 211 | 211 100.00% |
| KC 11-12 | 76 | 34 | 27 | 27 100.00% |
| KC 12-1 | 322 | 90 | 70 | 70 100.00% |
| KC 12-2 | 223 | 32 | 23 | 23 100.00% |
| KC 12-3 | 328 | 84 | 68 | 68 100.00% |
| KC 12-4 | 333 | 117 | 84 | 84 100.00% |
| KC 12-5 | 292 | 91 | 67 | 67 100.00% |
| KC 12-6 | 312 | 91 | 70 | 70 100.00% |
| KC 12-7 | 284 | 56 | 42 | 42 100.00% |
| KC 12-8 | 311 | 91 | 63 | 63 100.00% |
| KC 12-9 | 305 | 95 | 72 | 72 100.00% |
| KC 12-10 | 185 | 64 | 48 | 48 100.00% |
| KC 12-11 | 103 | 32 | 25 | 25 100.00% |
| KC 13-1 | 626 | 221 | 159 | 159 100.00% |
| KC 13-2 | 406 | 160 | 115 | 115 100.00% |
| KC 13-3 | 402 | 119 | 84 | 84 100.00% |
| KC 13-4 | 418 | 130 | 98 | 98 100.00% |
| KC 13-5 | 377 | 117 | 87 | 87 100.00% |
| KC 13-6 | 363 | 102 | 76 | 76 100.00% |
| KC 13-7 | 205 | 87 | 67 | 67 100.00% |
| KC 13-8 | 287 | 100 | 76 | 76 100.00% |
| KC 13-9 | 501 | 159 | 111 | 111 100.00% |
| KC 14-1 | 318 | 117 | 88 | 88 100.00% |
| KC 14-2 | 201 | 95 | 74 | 74 100.00% |
| KC 14-3 | 198 | 95 | 63 | 63 100.00% |
| KC 14-4 | 413 | 155 | 113 | 113 100.00% |
| KC 14-5 | 365 | 127 | 91 | 91 100.00% |
| KC 14-6 | 465 | 170 | 129 | 129 100.00% |
| KC 14-7 | 572 | 268 | 192 | 192 100.00% |
| KC 14-8 | 424 | 175 | 131 | 131 100.00% |
| KC 14-9 | 167 | 77 | 58 | 58 100.00% |
| KC 14-10 | 512 | 261 | 174 | 174 100.00% |
| KC 14-11 | 346 | 165 | 124 | 124 100.00% |
| KC 14-12 | 501 | 276 | 212 | 212 100.00% |
| KC 14-13 | 440 | 218 | 164 | 164 100.00% |
| KC 14-14 | 532 | 272 | 193 | 193 100.00% |
| KC 14-15 | 543 | 306 | 216 | 216 100.00% |
| KC 14-16 | 210 | 119 | 92 | 92 100.00% |
| QC 1-1 | 6 | 3 | 3 | 3 100.00% |

Statement of Votes Cast
Wyandotte County, KS
Primary Election-8-2-16

Date:08/08/16
Time:11:57:11
Page:26 of 97

SOVC For Jurisdiction Wide, All Counters, All Races w/o Pct. Comm.
Official Results

| DEM Div 2-29th Dist Judge | | | | | |
|---------------------------|----------------|------------------|----------------|-----------------------|---------|
| | Reg. Voters | Times Counted | Total Votes | Michael A. Russell | |
| Total | 38483 | 12703 | 9174 | 9174 | 100.00% |

Statement of Votes Cast
 Wyandotte County, KS
 Primary Election-8-2-16

Date:08/08/16
 Time:11:57:11
 Page:27 of 97

SOVC For Jurisdiction Wide, All Counters, All Races w/o Pct. Comm.
 Official Results

| DEM Div 7-29th Dist Judge | | | | | | |
|---------------------------|-------------|---------------|-------------|-------------|--------|------------------|
| | Reg. Voters | Times Counted | Total Votes | Vicki Meyer | | Courtney Mikesic |
| Jurisdiction Wide | | | | | | |
| BS 1-1 | 336 | 114 | 104 | 24 | 23.08% | 80 76.92% |
| BS 2-1 | 241 | 84 | 79 | 17 | 21.52% | 62 78.48% |
| BS 3-1 | 338 | 131 | 125 | 34 | 27.20% | 91 72.80% |
| BS 4-1 | 389 | 158 | 145 | 61 | 42.07% | 84 57.93% |
| DE 1-1 | 5 | 2 | 2 | 1 | 50.00% | 1 50.00% |
| ED 1-1 | 633 | 187 | 181 | 56 | 30.94% | 125 69.06% |
| ED 2-1 | 116 | 27 | 24 | 6 | 25.00% | 18 75.00% |
| KC 1-1 | 245 | 43 | 36 | 15 | 41.67% | 21 58.33% |
| KC 1-2 | 246 | 66 | 50 | 21 | 42.00% | 29 58.00% |
| KC 1-3 | 84 | 39 | 38 | 8 | 21.05% | 30 78.95% |
| KC 2-1 | 229 | 78 | 71 | 34 | 47.89% | 37 52.11% |
| KC 2-2 | 253 | 78 | 67 | 28 | 41.79% | 39 58.21% |
| KC 2-3 | 67 | 23 | 18 | 8 | 44.44% | 10 55.56% |
| KC 2-4 | 260 | 73 | 70 | 36 | 51.43% | 34 48.57% |
| KC 2-5 | 444 | 112 | 104 | 42 | 40.38% | 62 59.62% |
| KC 3-1 | 579 | 167 | 147 | 59 | 40.14% | 88 59.86% |
| KC 3-2 | 679 | 164 | 138 | 69 | 50.00% | 69 50.00% |
| KC 3-3 | 120 | 33 | 26 | 11 | 42.31% | 15 57.69% |
| KC 3-4 | 460 | 120 | 100 | 54 | 54.00% | 46 46.00% |
| KC 4-1 | 322 | 112 | 97 | 48 | 49.48% | 49 50.52% |
| KC 4-2 | 117 | 27 | 26 | 13 | 50.00% | 13 50.00% |
| KC 4-3 | 222 | 63 | 57 | 29 | 50.88% | 28 49.12% |
| KC 4-4 | 390 | 141 | 133 | 61 | 45.86% | 72 54.14% |
| KC 5-1 | 366 | 103 | 97 | 43 | 44.33% | 54 55.67% |
| KC 5-2 | 167 | 28 | 26 | 11 | 42.31% | 15 57.69% |
| KC 5-3 | 178 | 28 | 28 | 14 | 50.00% | 14 50.00% |
| KC 5-4 | 140 | 22 | 22 | 6 | 27.27% | 16 72.73% |
| KC 5-5 | 183 | 49 | 45 | 14 | 31.11% | 31 68.89% |
| KC 6-1 | 204 | 41 | 39 | 20 | 51.28% | 19 48.72% |
| KC 6-2 | 71 | 15 | 14 | 6 | 42.86% | 8 57.14% |
| KC 7-1 | 240 | 61 | 57 | 20 | 35.09% | 37 64.91% |
| KC 7-2 | 183 | 56 | 54 | 19 | 35.19% | 35 64.81% |
| KC 7-3 | 344 | 100 | 94 | 32 | 34.04% | 62 65.96% |
| KC 7-4 | 328 | 116 | 109 | 27 | 24.77% | 82 75.23% |
| KC 7-5 | 116 | 34 | 34 | 12 | 35.29% | 22 64.71% |
| KC 7-6 | 450 | 152 | 144 | 78 | 54.17% | 66 45.83% |
| KC 7-7 | 253 | 54 | 52 | 22 | 42.31% | 30 57.69% |
| KC 7-8 | 558 | 146 | 131 | 50 | 38.17% | 81 61.83% |
| KC 7-9 | 407 | 127 | 120 | 46 | 38.33% | 74 61.67% |
| KC 8-1 | 368 | 69 | 66 | 29 | 43.94% | 37 56.06% |
| KC 8-2 | 393 | 94 | 88 | 28 | 31.82% | 60 68.18% |
| KC 8-3 | 491 | 157 | 151 | 63 | 41.72% | 88 58.28% |
| KC 8-4 | 383 | 104 | 99 | 37 | 37.37% | 62 62.63% |
| KC 9-1 | 64 | 20 | 20 | 4 | 20.00% | 16 80.00% |
| KC 9-2 | 294 | 56 | 54 | 23 | 42.59% | 31 57.41% |
| KC 9-3 | 687 | 226 | 208 | 83 | 39.90% | 125 60.10% |
| KC 9-4 | 102 | 23 | 21 | 9 | 42.86% | 12 57.14% |
| KC 9-5 | 14 | 5 | 5 | 1 | 20.00% | 4 80.00% |
| KC 9-6 | 481 | 121 | 109 | 44 | 40.37% | 65 59.63% |
| KC 9-7 | 400 | 90 | 87 | 40 | 45.98% | 47 54.02% |
| KC 9-8 | 259 | 94 | 85 | 34 | 40.00% | 51 60.00% |
| KC 9-9 | 151 | 45 | 43 | 13 | 30.23% | 30 69.77% |
| KC 9-10 | 442 | 184 | 172 | 43 | 25.00% | 129 75.00% |
| KC 9-11 | 590 | 196 | 185 | 81 | 43.78% | 104 56.22% |
| KC 9-12 | 371 | 112 | 103 | 31 | 30.10% | 72 69.90% |
| KC 9-13 | 286 | 78 | 77 | 25 | 32.47% | 52 67.53% |

Statement of Votes Cast
 Wyandotte County, KS
 Primary Election-8-2-16

Date:08/08/16
 Time:11:57:11
 Page:28 of 97

SOVC For Jurisdiction Wide, All Counters, All Races w/o Pct. Comm.
 Official Results

| DEM Div 7-29th Dist Judge | | | | | | |
|---------------------------|-------------|---------------|-------------|-------------|--------|------------------|
| | Reg. Voters | Times Counted | Total Votes | Vicki Meyer | | Courtney Mikesic |
| KC 9-14 | 315 | 119 | 104 | 32 | 30.77% | 72 69.23% |
| KC 9-15 | 0 | 0 | 0 | 0 | - | 0 - |
| KC 9-16 | 531 | 155 | 148 | 49 | 33.11% | 99 66.89% |
| KC 10-1 | 613 | 189 | 173 | 67 | 38.73% | 106 61.27% |
| KC 10-2 | 919 | 244 | 227 | 105 | 46.26% | 122 53.74% |
| KC 10-3 | 44 | 11 | 10 | 7 | 70.00% | 3 30.00% |
| KC 10-4 | 316 | 107 | 99 | 55 | 55.56% | 44 44.44% |
| KC 10-5 | 526 | 160 | 152 | 61 | 40.13% | 91 59.87% |
| KC 11-1 | 528 | 146 | 136 | 50 | 36.76% | 86 63.24% |
| KC 11-2 | 461 | 147 | 136 | 50 | 36.76% | 86 63.24% |
| KC 11-3 | 581 | 203 | 178 | 66 | 37.08% | 112 62.92% |
| KC 11-4 | 515 | 126 | 113 | 38 | 33.63% | 75 66.37% |
| KC 11-5 | 545 | 115 | 106 | 47 | 44.34% | 59 55.66% |
| KC 11-6 | 455 | 163 | 148 | 47 | 31.76% | 101 68.24% |
| KC 11-7 | 318 | 115 | 111 | 34 | 30.63% | 77 69.37% |
| KC 11-8 | 601 | 164 | 148 | 49 | 33.11% | 99 66.89% |
| KC 11-9 | 487 | 191 | 172 | 55 | 31.98% | 117 68.02% |
| KC 11-10 | 523 | 226 | 217 | 72 | 33.18% | 145 66.82% |
| KC 11-11 | 594 | 303 | 282 | 99 | 35.11% | 183 64.89% |
| KC 11-12 | 76 | 34 | 32 | 14 | 43.75% | 18 56.25% |
| KC 12-1 | 322 | 90 | 81 | 29 | 35.80% | 52 64.20% |
| KC 12-2 | 223 | 32 | 31 | 20 | 64.52% | 11 35.48% |
| KC 12-3 | 328 | 84 | 78 | 29 | 37.18% | 49 62.82% |
| KC 12-4 | 333 | 117 | 113 | 36 | 31.86% | 77 68.14% |
| KC 12-5 | 292 | 91 | 89 | 32 | 35.96% | 57 64.04% |
| KC 12-6 | 312 | 91 | 83 | 20 | 24.10% | 63 75.90% |
| KC 12-7 | 284 | 56 | 53 | 13 | 24.53% | 40 75.47% |
| KC 12-8 | 311 | 91 | 86 | 26 | 30.23% | 60 69.77% |
| KC 12-9 | 305 | 95 | 89 | 24 | 26.97% | 65 73.03% |
| KC 12-10 | 185 | 64 | 61 | 23 | 37.70% | 38 62.30% |
| KC 12-11 | 103 | 32 | 30 | 14 | 46.67% | 16 53.33% |
| KC 13-1 | 626 | 221 | 202 | 78 | 38.61% | 124 61.39% |
| KC 13-2 | 406 | 160 | 155 | 54 | 34.84% | 101 65.16% |
| KC 13-3 | 402 | 119 | 112 | 31 | 27.68% | 81 72.32% |
| KC 13-4 | 418 | 130 | 118 | 44 | 37.29% | 74 62.71% |
| KC 13-5 | 377 | 117 | 109 | 37 | 33.94% | 72 66.06% |
| KC 13-6 | 363 | 102 | 97 | 28 | 28.87% | 69 71.13% |
| KC 13-7 | 205 | 87 | 85 | 22 | 25.88% | 63 74.12% |
| KC 13-8 | 287 | 100 | 91 | 37 | 40.66% | 54 59.34% |
| KC 13-9 | 501 | 159 | 152 | 48 | 31.58% | 104 68.42% |
| KC 14-1 | 318 | 117 | 109 | 44 | 40.37% | 65 59.63% |
| KC 14-2 | 201 | 95 | 88 | 28 | 31.82% | 60 68.18% |
| KC 14-3 | 198 | 95 | 89 | 31 | 34.83% | 58 65.17% |
| KC 14-4 | 413 | 155 | 150 | 44 | 29.33% | 106 70.67% |
| KC 14-5 | 365 | 127 | 122 | 53 | 43.44% | 69 56.56% |
| KC 14-6 | 465 | 170 | 162 | 42 | 25.93% | 120 74.07% |
| KC 14-7 | 572 | 268 | 261 | 93 | 35.63% | 168 64.37% |
| KC 14-8 | 424 | 175 | 161 | 57 | 35.40% | 104 64.60% |
| KC 14-9 | 167 | 77 | 74 | 27 | 36.49% | 47 63.51% |
| KC 14-10 | 512 | 261 | 247 | 86 | 34.82% | 161 65.18% |
| KC 14-11 | 346 | 165 | 160 | 59 | 36.88% | 101 63.13% |
| KC 14-12 | 501 | 276 | 260 | 97 | 37.31% | 163 62.69% |
| KC 14-13 | 440 | 218 | 210 | 74 | 35.24% | 136 64.76% |
| KC 14-14 | 532 | 272 | 253 | 83 | 32.81% | 170 67.19% |
| KC 14-15 | 543 | 306 | 296 | 101 | 34.12% | 195 65.88% |
| KC 14-16 | 210 | 119 | 110 | 29 | 26.36% | 81 73.64% |
| QC 1-1 | 6 | 3 | 3 | 0 | 0.00% | 3 100.00% |

Statement of Votes Cast
 Wyandotte County, KS
 Primary Election-8-2-16

Date:08/08/16
 Time:11:57:11
 Page:29 of 97

SOVC For Jurisdiction Wide, All Counters, All Races w/o Pct. Comm.
 Official Results

| DEM Div 7-29th Dist Judge | | | | | | | |
|---------------------------|----------------|------------------|----------------|-------------|--------|------------------|--------|
| | Reg. Voters | Times Counted | Total Votes | Vicki Meyer | | Courtney Mikesic | |
| Total | 38483 | 12703 | 11839 | 4333 | 36.60% | 7506 | 63.40% |

Statement of Votes Cast
 Wyandotte County, KS
 Primary Election-8-2-16

Date:08/08/16
 Time:11:57:11
 Page:30 of 97

SOVC For Jurisdiction Wide, All Counters, All Races w/o Pct. Comm.
 Official Results

| DEM Div 8-29th Dist Judge | | | | |
|---------------------------|-------------|---------------|-------------|------------------|
| | Reg. Voters | Times Counted | Total Votes | R. Wayne Lampson |
| Jurisdiction Wide | | | | |
| BS 1-1 | 336 | 114 | 83 | 83 100.00% |
| BS 2-1 | 241 | 84 | 64 | 64 100.00% |
| BS 3-1 | 338 | 131 | 94 | 94 100.00% |
| BS 4-1 | 389 | 158 | 122 | 122 100.00% |
| DE 1-1 | 5 | 2 | 0 | 0 |
| ED 1-1 | 633 | 187 | 150 | 150 100.00% |
| ED 2-1 | 116 | 27 | 20 | 20 100.00% |
| KC 1-1 | 245 | 43 | 26 | 26 100.00% |
| KC 1-2 | 246 | 66 | 34 | 34 100.00% |
| KC 1-3 | 84 | 39 | 32 | 32 100.00% |
| KC 2-1 | 229 | 78 | 56 | 56 100.00% |
| KC 2-2 | 253 | 78 | 52 | 52 100.00% |
| KC 2-3 | 67 | 23 | 12 | 12 100.00% |
| KC 2-4 | 260 | 73 | 46 | 46 100.00% |
| KC 2-5 | 444 | 112 | 77 | 77 100.00% |
| KC 3-1 | 579 | 167 | 91 | 91 100.00% |
| KC 3-2 | 679 | 164 | 97 | 97 100.00% |
| KC 3-3 | 120 | 33 | 14 | 14 100.00% |
| KC 3-4 | 460 | 120 | 63 | 63 100.00% |
| KC 4-1 | 322 | 112 | 89 | 89 100.00% |
| KC 4-2 | 117 | 27 | 23 | 23 100.00% |
| KC 4-3 | 222 | 63 | 47 | 47 100.00% |
| KC 4-4 | 390 | 141 | 108 | 108 100.00% |
| KC 5-1 | 366 | 103 | 88 | 88 100.00% |
| KC 5-2 | 167 | 28 | 15 | 15 100.00% |
| KC 5-3 | 178 | 28 | 18 | 18 100.00% |
| KC 5-4 | 140 | 22 | 18 | 18 100.00% |
| KC 5-5 | 183 | 49 | 39 | 39 100.00% |
| KC 6-1 | 204 | 41 | 34 | 34 100.00% |
| KC 6-2 | 71 | 15 | 11 | 11 100.00% |
| KC 7-1 | 240 | 61 | 43 | 43 100.00% |
| KC 7-2 | 183 | 56 | 43 | 43 100.00% |
| KC 7-3 | 344 | 100 | 78 | 78 100.00% |
| KC 7-4 | 328 | 116 | 77 | 77 100.00% |
| KC 7-5 | 116 | 34 | 20 | 20 100.00% |
| KC 7-6 | 450 | 152 | 113 | 113 100.00% |
| KC 7-7 | 253 | 54 | 40 | 40 100.00% |
| KC 7-8 | 558 | 146 | 103 | 103 100.00% |
| KC 7-9 | 407 | 127 | 105 | 105 100.00% |
| KC 8-1 | 368 | 69 | 52 | 52 100.00% |
| KC 8-2 | 393 | 94 | 79 | 79 100.00% |
| KC 8-3 | 491 | 157 | 127 | 127 100.00% |
| KC 8-4 | 383 | 104 | 78 | 78 100.00% |
| KC 9-1 | 64 | 20 | 17 | 17 100.00% |
| KC 9-2 | 294 | 56 | 40 | 40 100.00% |
| KC 9-3 | 687 | 226 | 158 | 158 100.00% |
| KC 9-4 | 102 | 23 | 15 | 15 100.00% |
| KC 9-5 | 14 | 5 | 5 | 5 100.00% |
| KC 9-6 | 481 | 121 | 73 | 73 100.00% |
| KC 9-7 | 400 | 90 | 69 | 69 100.00% |
| KC 9-8 | 259 | 94 | 66 | 66 100.00% |
| KC 9-9 | 151 | 45 | 31 | 31 100.00% |
| KC 9-10 | 442 | 184 | 133 | 133 100.00% |
| KC 9-11 | 590 | 196 | 139 | 139 100.00% |
| KC 9-12 | 371 | 112 | 85 | 85 100.00% |
| KC 9-13 | 286 | 78 | 70 | 70 100.00% |

Statement of Votes Cast
 Wyandotte County, KS
 Primary Election-8-2-16

Date:08/08/16
 Time:11:57:11
 Page:31 of 97

SOVC For Jurisdiction Wide, All Counters, All Races w/o Pct. Comm.
 Official Results

| DEM Div 8-29th Dist Judge | | | | |
|---------------------------|-------------|---------------|-------------|------------------|
| | Reg. Voters | Times Counted | Total Votes | R. Wayne Lampson |
| KC 9-14 | 315 | 119 | 95 | 95 100.00% |
| KC 9-15 | 0 | 0 | 0 | 0 |
| KC 9-16 | 531 | 155 | 125 | 125 100.00% |
| KC 10-1 | 613 | 189 | 129 | 129 100.00% |
| KC 10-2 | 919 | 244 | 175 | 175 100.00% |
| KC 10-3 | 44 | 11 | 6 | 6 100.00% |
| KC 10-4 | 316 | 107 | 72 | 72 100.00% |
| KC 10-5 | 526 | 160 | 119 | 119 100.00% |
| KC 11-1 | 528 | 146 | 110 | 110 100.00% |
| KC 11-2 | 461 | 147 | 104 | 104 100.00% |
| KC 11-3 | 581 | 203 | 142 | 142 100.00% |
| KC 11-4 | 515 | 126 | 87 | 87 100.00% |
| KC 11-5 | 545 | 115 | 84 | 84 100.00% |
| KC 11-6 | 455 | 163 | 108 | 108 100.00% |
| KC 11-7 | 318 | 115 | 80 | 80 100.00% |
| KC 11-8 | 601 | 164 | 108 | 108 100.00% |
| KC 11-9 | 487 | 191 | 118 | 118 100.00% |
| KC 11-10 | 523 | 226 | 170 | 170 100.00% |
| KC 11-11 | 594 | 303 | 209 | 209 100.00% |
| KC 11-12 | 76 | 34 | 27 | 27 100.00% |
| KC 12-1 | 322 | 90 | 70 | 70 100.00% |
| KC 12-2 | 223 | 32 | 22 | 22 100.00% |
| KC 12-3 | 328 | 84 | 64 | 64 100.00% |
| KC 12-4 | 333 | 117 | 90 | 90 100.00% |
| KC 12-5 | 292 | 91 | 65 | 65 100.00% |
| KC 12-6 | 312 | 91 | 65 | 65 100.00% |
| KC 12-7 | 284 | 56 | 41 | 41 100.00% |
| KC 12-8 | 311 | 91 | 62 | 62 100.00% |
| KC 12-9 | 305 | 95 | 69 | 69 100.00% |
| KC 12-10 | 185 | 64 | 48 | 48 100.00% |
| KC 12-11 | 103 | 32 | 24 | 24 100.00% |
| KC 13-1 | 626 | 221 | 164 | 164 100.00% |
| KC 13-2 | 406 | 160 | 113 | 113 100.00% |
| KC 13-3 | 402 | 119 | 83 | 83 100.00% |
| KC 13-4 | 418 | 130 | 101 | 101 100.00% |
| KC 13-5 | 377 | 117 | 85 | 85 100.00% |
| KC 13-6 | 363 | 102 | 76 | 76 100.00% |
| KC 13-7 | 205 | 87 | 63 | 63 100.00% |
| KC 13-8 | 287 | 100 | 77 | 77 100.00% |
| KC 13-9 | 501 | 159 | 110 | 110 100.00% |
| KC 14-1 | 318 | 117 | 90 | 90 100.00% |
| KC 14-2 | 201 | 95 | 75 | 75 100.00% |
| KC 14-3 | 198 | 95 | 63 | 63 100.00% |
| KC 14-4 | 413 | 155 | 120 | 120 100.00% |
| KC 14-5 | 365 | 127 | 93 | 93 100.00% |
| KC 14-6 | 465 | 170 | 129 | 129 100.00% |
| KC 14-7 | 572 | 268 | 201 | 201 100.00% |
| KC 14-8 | 424 | 175 | 135 | 135 100.00% |
| KC 14-9 | 167 | 77 | 63 | 63 100.00% |
| KC 14-10 | 512 | 261 | 187 | 187 100.00% |
| KC 14-11 | 346 | 165 | 125 | 125 100.00% |
| KC 14-12 | 501 | 276 | 214 | 214 100.00% |
| KC 14-13 | 440 | 218 | 172 | 172 100.00% |
| KC 14-14 | 532 | 272 | 203 | 203 100.00% |
| KC 14-15 | 543 | 306 | 227 | 227 100.00% |
| KC 14-16 | 210 | 119 | 84 | 84 100.00% |
| QC 1-1 | 6 | 3 | 3 | 3 100.00% |

Statement of Votes Cast
Wyandotte County, KS
Primary Election-8-2-16

Date:08/08/16
Time:11:57:11
Page:32 of 97

SOVC For Jurisdiction Wide, All Counters, All Races w/o Pct. Comm.
Official Results

| DEM Div 8-29th Dist Judge | | | | | |
|---------------------------|----------------|------------------|----------------|---------------------|---------|
| | Reg. Voters | Times Counted | Total Votes | R. Wayne Lampson | |
| Total | 38483 | 12703 | 9226 | 9226 | 100.00% |

Statement of Votes Cast
 Wyandotte County, KS
 Primary Election-8-2-16

Date:08/08/16
 Time:11:57:11
 Page:33 of 97

SOVC For Jurisdiction Wide, All Counters, All Races w/o Pct. Comm.
 Official Results

| DEM Div 9-29th Dist Judge | | | | |
|---------------------------|-------------|---------------|-------------|---------------|
| | Reg. Voters | Times Counted | Total Votes | Daniel Cahill |
| Jurisdiction Wide | | | | |
| BS 1-1 | 336 | 114 | 85 | 85 100.00% |
| BS 2-1 | 241 | 84 | 67 | 67 100.00% |
| BS 3-1 | 338 | 131 | 96 | 96 100.00% |
| BS 4-1 | 389 | 158 | 121 | 121 100.00% |
| DE 1-1 | 5 | 2 | 1 | 1 100.00% |
| ED 1-1 | 633 | 187 | 146 | 146 100.00% |
| ED 2-1 | 116 | 27 | 17 | 17 100.00% |
| KC 1-1 | 245 | 43 | 25 | 25 100.00% |
| KC 1-2 | 246 | 66 | 31 | 31 100.00% |
| KC 1-3 | 84 | 39 | 32 | 32 100.00% |
| KC 2-1 | 229 | 78 | 60 | 60 100.00% |
| KC 2-2 | 253 | 78 | 52 | 52 100.00% |
| KC 2-3 | 67 | 23 | 12 | 12 100.00% |
| KC 2-4 | 260 | 73 | 47 | 47 100.00% |
| KC 2-5 | 444 | 112 | 75 | 75 100.00% |
| KC 3-1 | 579 | 167 | 100 | 100 100.00% |
| KC 3-2 | 679 | 164 | 104 | 104 100.00% |
| KC 3-3 | 120 | 33 | 19 | 19 100.00% |
| KC 3-4 | 460 | 120 | 66 | 66 100.00% |
| KC 4-1 | 322 | 112 | 87 | 87 100.00% |
| KC 4-2 | 117 | 27 | 23 | 23 100.00% |
| KC 4-3 | 222 | 63 | 46 | 46 100.00% |
| KC 4-4 | 390 | 141 | 105 | 105 100.00% |
| KC 5-1 | 366 | 103 | 84 | 84 100.00% |
| KC 5-2 | 167 | 28 | 18 | 18 100.00% |
| KC 5-3 | 178 | 28 | 20 | 20 100.00% |
| KC 5-4 | 140 | 22 | 20 | 20 100.00% |
| KC 5-5 | 183 | 49 | 40 | 40 100.00% |
| KC 6-1 | 204 | 41 | 35 | 35 100.00% |
| KC 6-2 | 71 | 15 | 13 | 13 100.00% |
| KC 7-1 | 240 | 61 | 45 | 45 100.00% |
| KC 7-2 | 183 | 56 | 44 | 44 100.00% |
| KC 7-3 | 344 | 100 | 79 | 79 100.00% |
| KC 7-4 | 328 | 116 | 76 | 76 100.00% |
| KC 7-5 | 116 | 34 | 23 | 23 100.00% |
| KC 7-6 | 450 | 152 | 117 | 117 100.00% |
| KC 7-7 | 253 | 54 | 41 | 41 100.00% |
| KC 7-8 | 558 | 146 | 99 | 99 100.00% |
| KC 7-9 | 407 | 127 | 105 | 105 100.00% |
| KC 8-1 | 368 | 69 | 53 | 53 100.00% |
| KC 8-2 | 393 | 94 | 76 | 76 100.00% |
| KC 8-3 | 491 | 157 | 128 | 128 100.00% |
| KC 8-4 | 383 | 104 | 80 | 80 100.00% |
| KC 9-1 | 64 | 20 | 18 | 18 100.00% |
| KC 9-2 | 294 | 56 | 46 | 46 100.00% |
| KC 9-3 | 687 | 226 | 164 | 164 100.00% |
| KC 9-4 | 102 | 23 | 17 | 17 100.00% |
| KC 9-5 | 14 | 5 | 4 | 4 100.00% |
| KC 9-6 | 481 | 121 | 76 | 76 100.00% |
| KC 9-7 | 400 | 90 | 66 | 66 100.00% |
| KC 9-8 | 259 | 94 | 69 | 69 100.00% |
| KC 9-9 | 151 | 45 | 31 | 31 100.00% |
| KC 9-10 | 442 | 184 | 140 | 140 100.00% |
| KC 9-11 | 590 | 196 | 143 | 143 100.00% |
| KC 9-12 | 371 | 112 | 88 | 88 100.00% |
| KC 9-13 | 286 | 78 | 69 | 69 100.00% |

Statement of Votes Cast
 Wyandotte County, KS
 Primary Election-8-2-16

Date:08/08/16
 Time:11:57:11
 Page:34 of 97

SOVC For Jurisdiction Wide, All Counters, All Races w/o Pct. Comm.
 Official Results

| DEM Div 9-29th Dist Judge | | | | |
|---------------------------|-------------|---------------|-------------|---------------|
| | Reg. Voters | Times Counted | Total Votes | Daniel Cahill |
| KC 9-14 | 315 | 119 | 95 | 95 100.00% |
| KC 9-15 | 0 | 0 | 0 | 0 |
| KC 9-16 | 531 | 155 | 120 | 120 100.00% |
| KC 10-1 | 613 | 189 | 122 | 122 100.00% |
| KC 10-2 | 919 | 244 | 170 | 170 100.00% |
| KC 10-3 | 44 | 11 | 7 | 7 100.00% |
| KC 10-4 | 316 | 107 | 72 | 72 100.00% |
| KC 10-5 | 526 | 160 | 110 | 110 100.00% |
| KC 11-1 | 528 | 146 | 109 | 109 100.00% |
| KC 11-2 | 461 | 147 | 104 | 104 100.00% |
| KC 11-3 | 581 | 203 | 138 | 138 100.00% |
| KC 11-4 | 515 | 126 | 88 | 88 100.00% |
| KC 11-5 | 545 | 115 | 81 | 81 100.00% |
| KC 11-6 | 455 | 163 | 106 | 106 100.00% |
| KC 11-7 | 318 | 115 | 80 | 80 100.00% |
| KC 11-8 | 601 | 164 | 114 | 114 100.00% |
| KC 11-9 | 487 | 191 | 113 | 113 100.00% |
| KC 11-10 | 523 | 226 | 171 | 171 100.00% |
| KC 11-11 | 594 | 303 | 217 | 217 100.00% |
| KC 11-12 | 76 | 34 | 27 | 27 100.00% |
| KC 12-1 | 322 | 90 | 73 | 73 100.00% |
| KC 12-2 | 223 | 32 | 21 | 21 100.00% |
| KC 12-3 | 328 | 84 | 65 | 65 100.00% |
| KC 12-4 | 333 | 117 | 86 | 86 100.00% |
| KC 12-5 | 292 | 91 | 66 | 66 100.00% |
| KC 12-6 | 312 | 91 | 69 | 69 100.00% |
| KC 12-7 | 284 | 56 | 41 | 41 100.00% |
| KC 12-8 | 311 | 91 | 68 | 68 100.00% |
| KC 12-9 | 305 | 95 | 69 | 69 100.00% |
| KC 12-10 | 185 | 64 | 46 | 46 100.00% |
| KC 12-11 | 103 | 32 | 26 | 26 100.00% |
| KC 13-1 | 626 | 221 | 162 | 162 100.00% |
| KC 13-2 | 406 | 160 | 115 | 115 100.00% |
| KC 13-3 | 402 | 119 | 83 | 83 100.00% |
| KC 13-4 | 418 | 130 | 98 | 98 100.00% |
| KC 13-5 | 377 | 117 | 87 | 87 100.00% |
| KC 13-6 | 363 | 102 | 78 | 78 100.00% |
| KC 13-7 | 205 | 87 | 63 | 63 100.00% |
| KC 13-8 | 287 | 100 | 73 | 73 100.00% |
| KC 13-9 | 501 | 159 | 111 | 111 100.00% |
| KC 14-1 | 318 | 117 | 89 | 89 100.00% |
| KC 14-2 | 201 | 95 | 74 | 74 100.00% |
| KC 14-3 | 198 | 95 | 60 | 60 100.00% |
| KC 14-4 | 413 | 155 | 112 | 112 100.00% |
| KC 14-5 | 365 | 127 | 97 | 97 100.00% |
| KC 14-6 | 465 | 170 | 126 | 126 100.00% |
| KC 14-7 | 572 | 268 | 198 | 198 100.00% |
| KC 14-8 | 424 | 175 | 133 | 133 100.00% |
| KC 14-9 | 167 | 77 | 63 | 63 100.00% |
| KC 14-10 | 512 | 261 | 179 | 179 100.00% |
| KC 14-11 | 346 | 165 | 120 | 120 100.00% |
| KC 14-12 | 501 | 276 | 210 | 210 100.00% |
| KC 14-13 | 440 | 218 | 168 | 168 100.00% |
| KC 14-14 | 532 | 272 | 201 | 201 100.00% |
| KC 14-15 | 543 | 306 | 218 | 218 100.00% |
| KC 14-16 | 210 | 119 | 84 | 84 100.00% |
| QC 1-1 | 6 | 3 | 3 | 3 100.00% |

Statement of Votes Cast
Wyandotte County, KS
Primary Election-8-2-16

Date:08/08/16
Time:11:57:11
Page:35 of 97

SOVC For Jurisdiction Wide, All Counters, All Races w/o Pct. Comm.
Official Results

| DEM Div 9-29th Dist Judge | | | | |
|---------------------------|----------------|------------------|----------------|---------------|
| | Reg. Voters | Times Counted | Total Votes | Daniel Cahill |
| Total | 38483 | 12703 | 9223 | 9223 100.00% |

Statement of Votes Cast
 Wyandotte County, KS
 Primary Election-8-2-16

Date:08/08/16
 Time:11:57:11
 Page:36 of 97

SOVC For Jurisdiction Wide, All Counters, All Races w/o Pct. Comm.
 Official Results

DEM Div13-29th Dist Judge

| | Reg. Voters | Times Counted | Total Votes | Renee S. Henry | | Tony Martinez | | Deryl W. Wynn | |
|-------------------|-------------|---------------|-------------|----------------|--------|---------------|---------|---------------|--------|
| Jurisdiction Wide | | | | | | | | | |
| BS 1-1 | 336 | 114 | 106 | 60 | 56.60% | 29 | 27.36% | 17 | 16.04% |
| BS 2-1 | 241 | 84 | 79 | 39 | 49.37% | 25 | 31.65% | 15 | 18.99% |
| BS 3-1 | 338 | 131 | 120 | 72 | 60.00% | 32 | 26.67% | 16 | 13.33% |
| BS 4-1 | 389 | 158 | 153 | 97 | 63.40% | 38 | 24.84% | 18 | 11.76% |
| DE 1-1 | 5 | 2 | 1 | 0 | 0.00% | 1 | 100.00% | 0 | 0.00% |
| ED 1-1 | 633 | 187 | 177 | 110 | 62.15% | 43 | 24.29% | 24 | 13.56% |
| ED 2-1 | 116 | 27 | 23 | 7 | 30.43% | 8 | 34.78% | 8 | 34.78% |
| KC 1-1 | 245 | 43 | 38 | 7 | 18.42% | 21 | 55.26% | 10 | 26.32% |
| KC 1-2 | 246 | 66 | 51 | 11 | 21.57% | 18 | 35.29% | 22 | 43.14% |
| KC 1-3 | 84 | 39 | 38 | 17 | 44.74% | 15 | 39.47% | 6 | 15.79% |
| KC 2-1 | 229 | 78 | 73 | 24 | 32.88% | 16 | 21.92% | 33 | 45.21% |
| KC 2-2 | 253 | 78 | 66 | 13 | 19.70% | 31 | 46.97% | 22 | 33.33% |
| KC 2-3 | 67 | 23 | 18 | 5 | 27.78% | 2 | 11.11% | 11 | 61.11% |
| KC 2-4 | 260 | 73 | 70 | 11 | 15.71% | 26 | 37.14% | 33 | 47.14% |
| KC 2-5 | 444 | 112 | 99 | 25 | 25.25% | 35 | 35.35% | 39 | 39.39% |
| KC 3-1 | 579 | 167 | 142 | 31 | 21.83% | 41 | 28.87% | 70 | 49.30% |
| KC 3-2 | 679 | 164 | 145 | 38 | 26.21% | 49 | 33.79% | 58 | 40.00% |
| KC 3-3 | 120 | 33 | 27 | 6 | 22.22% | 9 | 33.33% | 12 | 44.44% |
| KC 3-4 | 460 | 120 | 102 | 22 | 21.57% | 44 | 43.14% | 36 | 35.29% |
| KC 4-1 | 322 | 112 | 103 | 53 | 51.46% | 30 | 29.13% | 20 | 19.42% |
| KC 4-2 | 117 | 27 | 25 | 5 | 20.00% | 15 | 60.00% | 5 | 20.00% |
| KC 4-3 | 222 | 63 | 59 | 34 | 57.63% | 16 | 27.12% | 9 | 15.25% |
| KC 4-4 | 390 | 141 | 128 | 80 | 62.50% | 24 | 18.75% | 24 | 18.75% |
| KC 5-1 | 366 | 103 | 98 | 45 | 45.92% | 33 | 33.67% | 20 | 20.41% |
| KC 5-2 | 167 | 28 | 23 | 10 | 43.48% | 11 | 47.83% | 2 | 8.70% |
| KC 5-3 | 178 | 28 | 26 | 7 | 26.92% | 15 | 57.69% | 4 | 15.38% |
| KC 5-4 | 140 | 22 | 22 | 8 | 36.36% | 9 | 40.91% | 5 | 22.73% |
| KC 5-5 | 183 | 49 | 48 | 15 | 31.25% | 25 | 52.08% | 8 | 16.67% |
| KC 6-1 | 204 | 41 | 39 | 16 | 41.03% | 17 | 43.59% | 6 | 15.38% |
| KC 6-2 | 71 | 15 | 13 | 3 | 23.08% | 7 | 53.85% | 3 | 23.08% |
| KC 7-1 | 240 | 61 | 58 | 14 | 24.14% | 41 | 70.69% | 3 | 5.17% |
| KC 7-2 | 183 | 56 | 53 | 16 | 30.19% | 25 | 47.17% | 12 | 22.64% |
| KC 7-3 | 344 | 100 | 93 | 18 | 19.35% | 60 | 64.52% | 15 | 16.13% |
| KC 7-4 | 328 | 116 | 106 | 60 | 56.60% | 41 | 38.68% | 5 | 4.72% |
| KC 7-5 | 116 | 34 | 32 | 10 | 31.25% | 19 | 59.38% | 3 | 9.38% |
| KC 7-6 | 450 | 152 | 142 | 55 | 38.73% | 72 | 50.70% | 15 | 10.56% |
| KC 7-7 | 253 | 54 | 52 | 18 | 34.62% | 18 | 34.62% | 16 | 30.77% |
| KC 7-8 | 558 | 146 | 136 | 54 | 39.71% | 67 | 49.26% | 15 | 11.03% |
| KC 7-9 | 407 | 127 | 120 | 48 | 40.00% | 54 | 45.00% | 18 | 15.00% |
| KC 8-1 | 368 | 69 | 64 | 32 | 50.00% | 20 | 31.25% | 12 | 18.75% |
| KC 8-2 | 393 | 94 | 87 | 36 | 41.38% | 29 | 33.33% | 22 | 25.29% |
| KC 8-3 | 491 | 157 | 149 | 71 | 47.65% | 57 | 38.26% | 21 | 14.09% |
| KC 8-4 | 383 | 104 | 98 | 45 | 45.92% | 34 | 34.69% | 19 | 19.39% |
| KC 9-1 | 64 | 20 | 20 | 9 | 45.00% | 7 | 35.00% | 4 | 20.00% |
| KC 9-2 | 294 | 56 | 55 | 18 | 32.73% | 33 | 60.00% | 4 | 7.27% |
| KC 9-3 | 687 | 226 | 203 | 96 | 47.29% | 66 | 32.51% | 41 | 20.20% |
| KC 9-4 | 102 | 23 | 19 | 8 | 42.11% | 4 | 21.05% | 7 | 36.84% |
| KC 9-5 | 14 | 5 | 4 | 2 | 50.00% | 2 | 50.00% | 0 | 0.00% |
| KC 9-6 | 481 | 121 | 106 | 28 | 26.42% | 41 | 38.68% | 37 | 34.91% |
| KC 9-7 | 400 | 90 | 84 | 42 | 50.00% | 24 | 28.57% | 18 | 21.43% |
| KC 9-8 | 259 | 94 | 85 | 31 | 36.47% | 30 | 35.29% | 24 | 28.24% |
| KC 9-9 | 151 | 45 | 42 | 13 | 30.95% | 17 | 40.48% | 12 | 28.57% |
| KC 9-10 | 442 | 184 | 168 | 73 | 43.45% | 61 | 36.31% | 34 | 20.24% |
| KC 9-11 | 590 | 196 | 184 | 66 | 35.87% | 61 | 33.15% | 57 | 30.98% |
| KC 9-12 | 371 | 112 | 107 | 52 | 48.60% | 39 | 36.45% | 16 | 14.95% |
| KC 9-13 | 286 | 78 | 75 | 45 | 60.00% | 19 | 25.33% | 11 | 14.67% |

Statement of Votes Cast
Wyandotte County, KS
Primary Election-8-2-16

Date:08/08/16
Time:11:57:11
Page:37 of 97

SOVC For Jurisdiction Wide, All Counters, All Races w/o Pct. Comm.
Official Results

DEM Div13-29th Dist Judge

| | Reg. Voters | Times Counted | Total Votes | Renee S. Henry | | Tony Martinez | | Deryl W. Wynn | |
|----------|-------------|---------------|-------------|----------------|--------|---------------|--------|---------------|---------|
| KC 9-14 | 315 | 119 | 109 | 54 | 49.54% | 28 | 25.69% | 27 | 24.77% |
| KC 9-15 | 0 | 0 | 0 | 0 | - | 0 | - | 0 | - |
| KC 9-16 | 531 | 155 | 147 | 79 | 53.74% | 38 | 25.85% | 30 | 20.41% |
| KC 10-1 | 613 | 189 | 174 | 32 | 18.39% | 72 | 41.38% | 70 | 40.23% |
| KC 10-2 | 919 | 244 | 223 | 61 | 27.35% | 60 | 26.91% | 102 | 45.74% |
| KC 10-3 | 44 | 11 | 11 | 2 | 18.18% | 5 | 45.45% | 4 | 36.36% |
| KC 10-4 | 316 | 107 | 100 | 35 | 35.00% | 33 | 33.00% | 32 | 32.00% |
| KC 10-5 | 526 | 160 | 147 | 51 | 34.69% | 44 | 29.93% | 52 | 35.37% |
| KC 11-1 | 528 | 146 | 136 | 40 | 29.41% | 52 | 38.24% | 44 | 32.35% |
| KC 11-2 | 461 | 147 | 131 | 37 | 28.24% | 47 | 35.88% | 47 | 35.88% |
| KC 11-3 | 581 | 203 | 185 | 52 | 28.11% | 65 | 35.14% | 68 | 36.76% |
| KC 11-4 | 515 | 126 | 118 | 48 | 40.68% | 40 | 33.90% | 30 | 25.42% |
| KC 11-5 | 545 | 115 | 101 | 36 | 35.64% | 38 | 37.62% | 27 | 26.73% |
| KC 11-6 | 455 | 163 | 145 | 30 | 20.69% | 50 | 34.48% | 65 | 44.83% |
| KC 11-7 | 318 | 115 | 108 | 27 | 25.00% | 43 | 39.81% | 38 | 35.19% |
| KC 11-8 | 601 | 164 | 151 | 47 | 31.13% | 46 | 30.46% | 58 | 38.41% |
| KC 11-9 | 487 | 191 | 168 | 60 | 35.71% | 61 | 36.31% | 47 | 27.98% |
| KC 11-10 | 523 | 226 | 213 | 61 | 28.64% | 58 | 27.23% | 94 | 44.13% |
| KC 11-11 | 594 | 303 | 276 | 117 | 42.39% | 77 | 27.90% | 82 | 29.71% |
| KC 11-12 | 76 | 34 | 32 | 15 | 46.88% | 11 | 34.38% | 6 | 18.75% |
| KC 12-1 | 322 | 90 | 81 | 48 | 59.26% | 22 | 27.16% | 11 | 13.58% |
| KC 12-2 | 223 | 32 | 28 | 16 | 57.14% | 6 | 21.43% | 6 | 21.43% |
| KC 12-3 | 328 | 84 | 75 | 33 | 44.00% | 26 | 34.67% | 16 | 21.33% |
| KC 12-4 | 333 | 117 | 104 | 51 | 49.04% | 34 | 32.69% | 19 | 18.27% |
| KC 12-5 | 292 | 91 | 81 | 35 | 43.21% | 36 | 44.44% | 10 | 12.35% |
| KC 12-6 | 312 | 91 | 85 | 45 | 52.94% | 26 | 30.59% | 14 | 16.47% |
| KC 12-7 | 284 | 56 | 50 | 20 | 40.00% | 19 | 38.00% | 11 | 22.00% |
| KC 12-8 | 311 | 91 | 80 | 41 | 51.25% | 23 | 28.75% | 16 | 20.00% |
| KC 12-9 | 305 | 95 | 86 | 49 | 56.98% | 23 | 26.74% | 14 | 16.28% |
| KC 12-10 | 185 | 64 | 60 | 32 | 53.33% | 18 | 30.00% | 10 | 16.67% |
| KC 12-11 | 103 | 32 | 28 | 19 | 67.86% | 5 | 17.86% | 4 | 14.29% |
| KC 13-1 | 626 | 221 | 201 | 50 | 24.88% | 76 | 37.81% | 75 | 37.31% |
| KC 13-2 | 406 | 160 | 147 | 69 | 46.94% | 45 | 30.61% | 33 | 22.45% |
| KC 13-3 | 402 | 119 | 112 | 30 | 26.79% | 38 | 33.93% | 44 | 39.29% |
| KC 13-4 | 418 | 130 | 125 | 26 | 20.80% | 38 | 30.40% | 61 | 48.80% |
| KC 13-5 | 377 | 117 | 112 | 46 | 41.07% | 43 | 38.39% | 23 | 20.54% |
| KC 13-6 | 363 | 102 | 86 | 35 | 40.70% | 29 | 33.72% | 22 | 25.58% |
| KC 13-7 | 205 | 87 | 79 | 32 | 40.51% | 27 | 34.18% | 20 | 25.32% |
| KC 13-8 | 287 | 100 | 93 | 33 | 35.48% | 39 | 41.94% | 21 | 22.58% |
| KC 13-9 | 501 | 159 | 148 | 35 | 23.65% | 52 | 35.14% | 61 | 41.22% |
| KC 14-1 | 318 | 117 | 107 | 61 | 57.01% | 28 | 26.17% | 18 | 16.82% |
| KC 14-2 | 201 | 95 | 88 | 33 | 37.50% | 23 | 26.14% | 32 | 36.36% |
| KC 14-3 | 198 | 95 | 87 | 33 | 37.93% | 32 | 36.78% | 22 | 25.29% |
| KC 14-4 | 413 | 155 | 151 | 36 | 23.84% | 44 | 29.14% | 71 | 47.02% |
| KC 14-5 | 365 | 127 | 117 | 52 | 44.44% | 40 | 34.19% | 25 | 21.37% |
| KC 14-6 | 465 | 170 | 153 | 74 | 48.37% | 39 | 25.49% | 40 | 26.14% |
| KC 14-7 | 572 | 268 | 252 | 112 | 44.44% | 69 | 27.38% | 71 | 28.17% |
| KC 14-8 | 424 | 175 | 162 | 69 | 42.59% | 42 | 25.93% | 51 | 31.48% |
| KC 14-9 | 167 | 77 | 77 | 50 | 64.94% | 20 | 25.97% | 7 | 9.09% |
| KC 14-10 | 512 | 261 | 244 | 143 | 58.61% | 40 | 16.39% | 61 | 25.00% |
| KC 14-11 | 346 | 165 | 156 | 82 | 52.56% | 39 | 25.00% | 35 | 22.44% |
| KC 14-12 | 501 | 276 | 263 | 151 | 57.41% | 59 | 22.43% | 53 | 20.15% |
| KC 14-13 | 440 | 218 | 205 | 127 | 61.95% | 35 | 17.07% | 43 | 20.98% |
| KC 14-14 | 532 | 272 | 248 | 160 | 64.52% | 38 | 15.32% | 50 | 20.16% |
| KC 14-15 | 543 | 306 | 292 | 194 | 66.44% | 54 | 18.49% | 44 | 15.07% |
| KC 14-16 | 210 | 119 | 108 | 49 | 45.37% | 21 | 19.44% | 38 | 35.19% |
| QC 1-1 | 6 | 3 | 3 | 0 | 0.00% | 0 | 0.00% | 3 | 100.00% |

Statement of Votes Cast
 Wyandotte County, KS
 Primary Election-8-2-16

Date:08/08/16
 Time:11:57:11
 Page:38 of 97

SOVC For Jurisdiction Wide, All Counters, All Races w/o Pct. Comm.
 Official Results

DEM Div13-29th Dist Judge

| | Reg. Voters | Times Counted | Total Votes | Renee S. Henry | Tony Martinez | Deryl W. Wynn |
|-------|----------------|------------------|----------------|----------------|---------------|---------------|
| Total | 38483 | 12703 | 11703 | 4886 41.75% | 3742 31.97% | 3075 26.28% |

Statement of Votes Cast
 Wyandotte County, KS
 Primary Election-8-2-16

Date:08/08/16
 Time:11:57:11
 Page:39 of 97

SOVC For Jurisdiction Wide, All Counters, All Races w/o Pct. Comm.
 Official Results

| DEM Div14-29th Dist Judge | | | | |
|---------------------------|-------------|---------------|-------------|---------------------|
| | Reg. Voters | Times Counted | Total Votes | Jennifer Orth Myers |
| Jurisdiction Wide | | | | |
| BS 1-1 | 336 | 114 | 88 | 88 100.00% |
| BS 2-1 | 241 | 84 | 65 | 65 100.00% |
| BS 3-1 | 338 | 131 | 102 | 102 100.00% |
| BS 4-1 | 389 | 158 | 128 | 128 100.00% |
| DE 1-1 | 5 | 2 | 0 | 0 |
| ED 1-1 | 633 | 187 | 152 | 152 100.00% |
| ED 2-1 | 116 | 27 | 19 | 19 100.00% |
| KC 1-1 | 245 | 43 | 26 | 26 100.00% |
| KC 1-2 | 246 | 66 | 34 | 34 100.00% |
| KC 1-3 | 84 | 39 | 34 | 34 100.00% |
| KC 2-1 | 229 | 78 | 57 | 57 100.00% |
| KC 2-2 | 253 | 78 | 52 | 52 100.00% |
| KC 2-3 | 67 | 23 | 14 | 14 100.00% |
| KC 2-4 | 260 | 73 | 51 | 51 100.00% |
| KC 2-5 | 444 | 112 | 76 | 76 100.00% |
| KC 3-1 | 579 | 167 | 97 | 97 100.00% |
| KC 3-2 | 679 | 164 | 107 | 107 100.00% |
| KC 3-3 | 120 | 33 | 18 | 18 100.00% |
| KC 3-4 | 460 | 120 | 64 | 64 100.00% |
| KC 4-1 | 322 | 112 | 88 | 88 100.00% |
| KC 4-2 | 117 | 27 | 23 | 23 100.00% |
| KC 4-3 | 222 | 63 | 46 | 46 100.00% |
| KC 4-4 | 390 | 141 | 128 | 128 100.00% |
| KC 5-1 | 366 | 103 | 86 | 86 100.00% |
| KC 5-2 | 167 | 28 | 21 | 21 100.00% |
| KC 5-3 | 178 | 28 | 22 | 22 100.00% |
| KC 5-4 | 140 | 22 | 21 | 21 100.00% |
| KC 5-5 | 183 | 49 | 42 | 42 100.00% |
| KC 6-1 | 204 | 41 | 35 | 35 100.00% |
| KC 6-2 | 71 | 15 | 12 | 12 100.00% |
| KC 7-1 | 240 | 61 | 48 | 48 100.00% |
| KC 7-2 | 183 | 56 | 45 | 45 100.00% |
| KC 7-3 | 344 | 100 | 78 | 78 100.00% |
| KC 7-4 | 328 | 116 | 81 | 81 100.00% |
| KC 7-5 | 116 | 34 | 25 | 25 100.00% |
| KC 7-6 | 450 | 152 | 123 | 123 100.00% |
| KC 7-7 | 253 | 54 | 42 | 42 100.00% |
| KC 7-8 | 558 | 146 | 103 | 103 100.00% |
| KC 7-9 | 407 | 127 | 105 | 105 100.00% |
| KC 8-1 | 368 | 69 | 55 | 55 100.00% |
| KC 8-2 | 393 | 94 | 78 | 78 100.00% |
| KC 8-3 | 491 | 157 | 130 | 130 100.00% |
| KC 8-4 | 383 | 104 | 79 | 79 100.00% |
| KC 9-1 | 64 | 20 | 18 | 18 100.00% |
| KC 9-2 | 294 | 56 | 46 | 46 100.00% |
| KC 9-3 | 687 | 226 | 178 | 178 100.00% |
| KC 9-4 | 102 | 23 | 17 | 17 100.00% |
| KC 9-5 | 14 | 5 | 4 | 4 100.00% |
| KC 9-6 | 481 | 121 | 76 | 76 100.00% |
| KC 9-7 | 400 | 90 | 74 | 74 100.00% |
| KC 9-8 | 259 | 94 | 69 | 69 100.00% |
| KC 9-9 | 151 | 45 | 29 | 29 100.00% |
| KC 9-10 | 442 | 184 | 143 | 143 100.00% |
| KC 9-11 | 590 | 196 | 152 | 152 100.00% |
| KC 9-12 | 371 | 112 | 88 | 88 100.00% |
| KC 9-13 | 286 | 78 | 72 | 72 100.00% |

Statement of Votes Cast
 Wyandotte County, KS
 Primary Election-8-2-16

Date:08/08/16
 Time:11:57:11
 Page:40 of 97

SOVC For Jurisdiction Wide, All Counters, All Races w/o Pct. Comm.
 Official Results

| DEM Div14-29th Dist Judge | | | | |
|---------------------------|-------------|---------------|-------------|---------------------|
| | Reg. Voters | Times Counted | Total Votes | Jennifer Orth Myers |
| KC 9-14 | 315 | 119 | 99 | 99 100.00% |
| KC 9-15 | 0 | 0 | 0 | 0 |
| KC 9-16 | 531 | 155 | 128 | 128 100.00% |
| KC 10-1 | 613 | 189 | 131 | 131 100.00% |
| KC 10-2 | 919 | 244 | 179 | 179 100.00% |
| KC 10-3 | 44 | 11 | 9 | 9 100.00% |
| KC 10-4 | 316 | 107 | 70 | 70 100.00% |
| KC 10-5 | 526 | 160 | 120 | 120 100.00% |
| KC 11-1 | 528 | 146 | 114 | 114 100.00% |
| KC 11-2 | 461 | 147 | 105 | 105 100.00% |
| KC 11-3 | 581 | 203 | 152 | 152 100.00% |
| KC 11-4 | 515 | 126 | 91 | 91 100.00% |
| KC 11-5 | 545 | 115 | 81 | 81 100.00% |
| KC 11-6 | 455 | 163 | 108 | 108 100.00% |
| KC 11-7 | 318 | 115 | 86 | 86 100.00% |
| KC 11-8 | 601 | 164 | 109 | 109 100.00% |
| KC 11-9 | 487 | 191 | 123 | 123 100.00% |
| KC 11-10 | 523 | 226 | 174 | 174 100.00% |
| KC 11-11 | 594 | 303 | 223 | 223 100.00% |
| KC 11-12 | 76 | 34 | 26 | 26 100.00% |
| KC 12-1 | 322 | 90 | 73 | 73 100.00% |
| KC 12-2 | 223 | 32 | 21 | 21 100.00% |
| KC 12-3 | 328 | 84 | 66 | 66 100.00% |
| KC 12-4 | 333 | 117 | 86 | 86 100.00% |
| KC 12-5 | 292 | 91 | 68 | 68 100.00% |
| KC 12-6 | 312 | 91 | 67 | 67 100.00% |
| KC 12-7 | 284 | 56 | 43 | 43 100.00% |
| KC 12-8 | 311 | 91 | 71 | 71 100.00% |
| KC 12-9 | 305 | 95 | 73 | 73 100.00% |
| KC 12-10 | 185 | 64 | 51 | 51 100.00% |
| KC 12-11 | 103 | 32 | 24 | 24 100.00% |
| KC 13-1 | 626 | 221 | 159 | 159 100.00% |
| KC 13-2 | 406 | 160 | 116 | 116 100.00% |
| KC 13-3 | 402 | 119 | 88 | 88 100.00% |
| KC 13-4 | 418 | 130 | 102 | 102 100.00% |
| KC 13-5 | 377 | 117 | 87 | 87 100.00% |
| KC 13-6 | 363 | 102 | 78 | 78 100.00% |
| KC 13-7 | 205 | 87 | 63 | 63 100.00% |
| KC 13-8 | 287 | 100 | 79 | 79 100.00% |
| KC 13-9 | 501 | 159 | 124 | 124 100.00% |
| KC 14-1 | 318 | 117 | 93 | 93 100.00% |
| KC 14-2 | 201 | 95 | 77 | 77 100.00% |
| KC 14-3 | 198 | 95 | 63 | 63 100.00% |
| KC 14-4 | 413 | 155 | 113 | 113 100.00% |
| KC 14-5 | 365 | 127 | 93 | 93 100.00% |
| KC 14-6 | 465 | 170 | 126 | 126 100.00% |
| KC 14-7 | 572 | 268 | 205 | 205 100.00% |
| KC 14-8 | 424 | 175 | 137 | 137 100.00% |
| KC 14-9 | 167 | 77 | 61 | 61 100.00% |
| KC 14-10 | 512 | 261 | 180 | 180 100.00% |
| KC 14-11 | 346 | 165 | 131 | 131 100.00% |
| KC 14-12 | 501 | 276 | 217 | 217 100.00% |
| KC 14-13 | 440 | 218 | 178 | 178 100.00% |
| KC 14-14 | 532 | 272 | 214 | 214 100.00% |
| KC 14-15 | 543 | 306 | 240 | 240 100.00% |
| KC 14-16 | 210 | 119 | 90 | 90 100.00% |
| QC 1-1 | 6 | 3 | 2 | 2 100.00% |

Statement of Votes Cast
Wyandotte County, KS
Primary Election-8-2-16

Date:08/08/16
Time:11:57:11
Page:41 of 97

SOVC For Jurisdiction Wide, All Counters, All Races w/o Pct. Comm.
Official Results

| DEM Div14-29th Dist Judge | | | | | |
|---------------------------|----------------|------------------|----------------|------------------------|---------|
| | Reg. Voters | Times Counted | Total Votes | Jennifer Orth Myers | |
| Total | 38483 | 12703 | 9553 | 9553 | 100.00% |

Statement of Votes Cast
 Wyandotte County, KS
 Primary Election-8-2-16

Date:08/08/16
 Time:11:57:11
 Page:42 of 97

SOVC For Jurisdiction Wide, All Counters, All Races w/o Pct. Comm.
 Official Results

| DEM Div16-29th Dist Judge | | | | |
|---------------------------|-------------|---------------|-------------|--------------------|
| | Reg. Voters | Times Counted | Total Votes | Constance M. Alvey |
| Jurisdiction Wide | | | | |
| BS 1-1 | 336 | 114 | 90 | 90 100.00% |
| BS 2-1 | 241 | 84 | 68 | 68 100.00% |
| BS 3-1 | 338 | 131 | 97 | 97 100.00% |
| BS 4-1 | 389 | 158 | 117 | 117 100.00% |
| DE 1-1 | 5 | 2 | 0 | 0 |
| ED 1-1 | 633 | 187 | 144 | 144 100.00% |
| ED 2-1 | 116 | 27 | 16 | 16 100.00% |
| KC 1-1 | 245 | 43 | 26 | 26 100.00% |
| KC 1-2 | 246 | 66 | 31 | 31 100.00% |
| KC 1-3 | 84 | 39 | 34 | 34 100.00% |
| KC 2-1 | 229 | 78 | 58 | 58 100.00% |
| KC 2-2 | 253 | 78 | 53 | 53 100.00% |
| KC 2-3 | 67 | 23 | 12 | 12 100.00% |
| KC 2-4 | 260 | 73 | 51 | 51 100.00% |
| KC 2-5 | 444 | 112 | 76 | 76 100.00% |
| KC 3-1 | 579 | 167 | 96 | 96 100.00% |
| KC 3-2 | 679 | 164 | 106 | 106 100.00% |
| KC 3-3 | 120 | 33 | 15 | 15 100.00% |
| KC 3-4 | 460 | 120 | 71 | 71 100.00% |
| KC 4-1 | 322 | 112 | 89 | 89 100.00% |
| KC 4-2 | 117 | 27 | 22 | 22 100.00% |
| KC 4-3 | 222 | 63 | 47 | 47 100.00% |
| KC 4-4 | 390 | 141 | 119 | 119 100.00% |
| KC 5-1 | 366 | 103 | 86 | 86 100.00% |
| KC 5-2 | 167 | 28 | 19 | 19 100.00% |
| KC 5-3 | 178 | 28 | 22 | 22 100.00% |
| KC 5-4 | 140 | 22 | 20 | 20 100.00% |
| KC 5-5 | 183 | 49 | 42 | 42 100.00% |
| KC 6-1 | 204 | 41 | 35 | 35 100.00% |
| KC 6-2 | 71 | 15 | 11 | 11 100.00% |
| KC 7-1 | 240 | 61 | 49 | 49 100.00% |
| KC 7-2 | 183 | 56 | 44 | 44 100.00% |
| KC 7-3 | 344 | 100 | 82 | 82 100.00% |
| KC 7-4 | 328 | 116 | 88 | 88 100.00% |
| KC 7-5 | 116 | 34 | 24 | 24 100.00% |
| KC 7-6 | 450 | 152 | 124 | 124 100.00% |
| KC 7-7 | 253 | 54 | 43 | 43 100.00% |
| KC 7-8 | 558 | 146 | 110 | 110 100.00% |
| KC 7-9 | 407 | 127 | 113 | 113 100.00% |
| KC 8-1 | 368 | 69 | 55 | 55 100.00% |
| KC 8-2 | 393 | 94 | 77 | 77 100.00% |
| KC 8-3 | 491 | 157 | 129 | 129 100.00% |
| KC 8-4 | 383 | 104 | 78 | 78 100.00% |
| KC 9-1 | 64 | 20 | 18 | 18 100.00% |
| KC 9-2 | 294 | 56 | 43 | 43 100.00% |
| KC 9-3 | 687 | 226 | 170 | 170 100.00% |
| KC 9-4 | 102 | 23 | 15 | 15 100.00% |
| KC 9-5 | 14 | 5 | 4 | 4 100.00% |
| KC 9-6 | 481 | 121 | 83 | 83 100.00% |
| KC 9-7 | 400 | 90 | 69 | 69 100.00% |
| KC 9-8 | 259 | 94 | 73 | 73 100.00% |
| KC 9-9 | 151 | 45 | 32 | 32 100.00% |
| KC 9-10 | 442 | 184 | 140 | 140 100.00% |
| KC 9-11 | 590 | 196 | 143 | 143 100.00% |
| KC 9-12 | 371 | 112 | 87 | 87 100.00% |
| KC 9-13 | 286 | 78 | 69 | 69 100.00% |

Statement of Votes Cast
 Wyandotte County, KS
 Primary Election-8-2-16

Date:08/08/16
 Time:11:57:11
 Page:43 of 97

SOVC For Jurisdiction Wide, All Counters, All Races w/o Pct. Comm.
 Official Results

| DEM Div16-29th Dist Judge | | | | |
|---------------------------|-------------|---------------|-------------|--------------------|
| | Reg. Voters | Times Counted | Total Votes | Constance M. Alvey |
| KC 9-14 | 315 | 119 | 96 | 96 100.00% |
| KC 9-15 | 0 | 0 | 0 | 0 |
| KC 9-16 | 531 | 155 | 128 | 128 100.00% |
| KC 10-1 | 613 | 189 | 128 | 128 100.00% |
| KC 10-2 | 919 | 244 | 178 | 178 100.00% |
| KC 10-3 | 44 | 11 | 10 | 10 100.00% |
| KC 10-4 | 316 | 107 | 74 | 74 100.00% |
| KC 10-5 | 526 | 160 | 121 | 121 100.00% |
| KC 11-1 | 528 | 146 | 112 | 112 100.00% |
| KC 11-2 | 461 | 147 | 106 | 106 100.00% |
| KC 11-3 | 581 | 203 | 150 | 150 100.00% |
| KC 11-4 | 515 | 126 | 89 | 89 100.00% |
| KC 11-5 | 545 | 115 | 81 | 81 100.00% |
| KC 11-6 | 455 | 163 | 108 | 108 100.00% |
| KC 11-7 | 318 | 115 | 82 | 82 100.00% |
| KC 11-8 | 601 | 164 | 116 | 116 100.00% |
| KC 11-9 | 487 | 191 | 122 | 122 100.00% |
| KC 11-10 | 523 | 226 | 175 | 175 100.00% |
| KC 11-11 | 594 | 303 | 219 | 219 100.00% |
| KC 11-12 | 76 | 34 | 26 | 26 100.00% |
| KC 12-1 | 322 | 90 | 77 | 77 100.00% |
| KC 12-2 | 223 | 32 | 23 | 23 100.00% |
| KC 12-3 | 328 | 84 | 67 | 67 100.00% |
| KC 12-4 | 333 | 117 | 91 | 91 100.00% |
| KC 12-5 | 292 | 91 | 71 | 71 100.00% |
| KC 12-6 | 312 | 91 | 74 | 74 100.00% |
| KC 12-7 | 284 | 56 | 46 | 46 100.00% |
| KC 12-8 | 311 | 91 | 70 | 70 100.00% |
| KC 12-9 | 305 | 95 | 74 | 74 100.00% |
| KC 12-10 | 185 | 64 | 51 | 51 100.00% |
| KC 12-11 | 103 | 32 | 26 | 26 100.00% |
| KC 13-1 | 626 | 221 | 167 | 167 100.00% |
| KC 13-2 | 406 | 160 | 120 | 120 100.00% |
| KC 13-3 | 402 | 119 | 92 | 92 100.00% |
| KC 13-4 | 418 | 130 | 101 | 101 100.00% |
| KC 13-5 | 377 | 117 | 89 | 89 100.00% |
| KC 13-6 | 363 | 102 | 77 | 77 100.00% |
| KC 13-7 | 205 | 87 | 66 | 66 100.00% |
| KC 13-8 | 287 | 100 | 79 | 79 100.00% |
| KC 13-9 | 501 | 159 | 117 | 117 100.00% |
| KC 14-1 | 318 | 117 | 87 | 87 100.00% |
| KC 14-2 | 201 | 95 | 78 | 78 100.00% |
| KC 14-3 | 198 | 95 | 61 | 61 100.00% |
| KC 14-4 | 413 | 155 | 116 | 116 100.00% |
| KC 14-5 | 365 | 127 | 94 | 94 100.00% |
| KC 14-6 | 465 | 170 | 128 | 128 100.00% |
| KC 14-7 | 572 | 268 | 197 | 197 100.00% |
| KC 14-8 | 424 | 175 | 137 | 137 100.00% |
| KC 14-9 | 167 | 77 | 59 | 59 100.00% |
| KC 14-10 | 512 | 261 | 186 | 186 100.00% |
| KC 14-11 | 346 | 165 | 120 | 120 100.00% |
| KC 14-12 | 501 | 276 | 212 | 212 100.00% |
| KC 14-13 | 440 | 218 | 170 | 170 100.00% |
| KC 14-14 | 532 | 272 | 202 | 202 100.00% |
| KC 14-15 | 543 | 306 | 219 | 219 100.00% |
| KC 14-16 | 210 | 119 | 87 | 87 100.00% |
| QC 1-1 | 6 | 3 | 2 | 2 100.00% |

Statement of Votes Cast
Wyandotte County, KS
Primary Election-8-2-16

Date:08/08/16
Time:11:57:11
Page:44 of 97

SOVC For Jurisdiction Wide, All Counters, All Races w/o Pct. Comm.
Official Results

| DEM Div16-29th Dist Judge | | | | |
|---------------------------|----------------|------------------|----------------|-----------------------|
| | Reg. Voters | Times Counted | Total Votes | Constance M. Alvey |
| Total | 38483 | 12703 | 9489 | 9489 100.00% |

Statement of Votes Cast
 Wyandotte County, KS
 Primary Election-8-2-16

Date:08/08/16
 Time:11:57:11
 Page:45 of 97

SOVC For Jurisdiction Wide, All Counters, All Races w/o Pct. Comm.
 Official Results

| DEM Dist. Atty 29th Dist | | | | | | |
|--------------------------|-------------|---------------|-------------|-------------|---------|---------------|
| | Reg. Voters | Times Counted | Total Votes | Mark Dupree | | Jerome Gorman |
| Jurisdiction Wide | | | | | | |
| BS 1-1 | 336 | 114 | 106 | 53 | 50.00% | 53 50.00% |
| BS 2-1 | 241 | 84 | 82 | 40 | 48.78% | 42 51.22% |
| BS 3-1 | 338 | 131 | 121 | 68 | 56.20% | 53 43.80% |
| BS 4-1 | 389 | 158 | 145 | 80 | 55.17% | 65 44.83% |
| DE 1-1 | 5 | 2 | 2 | 2 | 100.00% | 0 0.00% |
| ED 1-1 | 633 | 187 | 179 | 88 | 49.16% | 91 50.84% |
| ED 2-1 | 116 | 27 | 24 | 15 | 62.50% | 9 37.50% |
| KC 1-1 | 245 | 43 | 42 | 41 | 97.62% | 1 2.38% |
| KC 1-2 | 246 | 66 | 64 | 56 | 87.50% | 8 12.50% |
| KC 1-3 | 84 | 39 | 39 | 14 | 35.90% | 25 64.10% |
| KC 2-1 | 229 | 78 | 75 | 55 | 73.33% | 20 26.67% |
| KC 2-2 | 253 | 78 | 74 | 64 | 86.49% | 10 13.51% |
| KC 2-3 | 67 | 23 | 23 | 21 | 91.30% | 2 8.70% |
| KC 2-4 | 260 | 73 | 71 | 63 | 88.73% | 8 11.27% |
| KC 2-5 | 444 | 112 | 107 | 92 | 85.98% | 15 14.02% |
| KC 3-1 | 579 | 167 | 155 | 132 | 85.16% | 23 14.84% |
| KC 3-2 | 679 | 164 | 155 | 139 | 89.68% | 16 10.32% |
| KC 3-3 | 120 | 33 | 33 | 27 | 81.82% | 6 18.18% |
| KC 3-4 | 460 | 120 | 117 | 110 | 94.02% | 7 5.98% |
| KC 4-1 | 322 | 112 | 107 | 55 | 51.40% | 52 48.60% |
| KC 4-2 | 117 | 27 | 25 | 15 | 60.00% | 10 40.00% |
| KC 4-3 | 222 | 63 | 60 | 33 | 55.00% | 27 45.00% |
| KC 4-4 | 390 | 141 | 136 | 30 | 22.06% | 106 77.94% |
| KC 5-1 | 366 | 103 | 94 | 30 | 31.91% | 64 68.09% |
| KC 5-2 | 167 | 28 | 24 | 9 | 37.50% | 15 62.50% |
| KC 5-3 | 178 | 28 | 25 | 11 | 44.00% | 14 56.00% |
| KC 5-4 | 140 | 22 | 22 | 5 | 22.73% | 17 77.27% |
| KC 5-5 | 183 | 49 | 46 | 22 | 47.83% | 24 52.17% |
| KC 6-1 | 204 | 41 | 38 | 19 | 50.00% | 19 50.00% |
| KC 6-2 | 71 | 15 | 14 | 7 | 50.00% | 7 50.00% |
| KC 7-1 | 240 | 61 | 55 | 33 | 60.00% | 22 40.00% |
| KC 7-2 | 183 | 56 | 50 | 24 | 48.00% | 26 52.00% |
| KC 7-3 | 344 | 100 | 94 | 42 | 44.68% | 52 55.32% |
| KC 7-4 | 328 | 116 | 105 | 36 | 34.29% | 69 65.71% |
| KC 7-5 | 116 | 34 | 30 | 17 | 56.67% | 13 43.33% |
| KC 7-6 | 450 | 152 | 138 | 71 | 51.45% | 67 48.55% |
| KC 7-7 | 253 | 54 | 49 | 31 | 63.27% | 18 36.73% |
| KC 7-8 | 558 | 146 | 127 | 55 | 43.31% | 72 56.69% |
| KC 7-9 | 407 | 127 | 120 | 59 | 49.17% | 61 50.83% |
| KC 8-1 | 368 | 69 | 63 | 36 | 57.14% | 27 42.86% |
| KC 8-2 | 393 | 94 | 88 | 44 | 50.00% | 44 50.00% |
| KC 8-3 | 491 | 157 | 148 | 77 | 52.03% | 71 47.97% |
| KC 8-4 | 383 | 104 | 97 | 63 | 64.95% | 34 35.05% |
| KC 9-1 | 64 | 20 | 20 | 3 | 15.00% | 17 85.00% |
| KC 9-2 | 294 | 56 | 54 | 17 | 31.48% | 37 68.52% |
| KC 9-3 | 687 | 226 | 215 | 97 | 45.12% | 118 54.88% |
| KC 9-4 | 102 | 23 | 22 | 17 | 77.27% | 5 22.73% |
| KC 9-5 | 14 | 5 | 5 | 1 | 20.00% | 4 80.00% |
| KC 9-6 | 481 | 121 | 116 | 93 | 80.17% | 23 19.83% |
| KC 9-7 | 400 | 90 | 82 | 54 | 65.85% | 28 34.15% |
| KC 9-8 | 259 | 94 | 93 | 62 | 66.67% | 31 33.33% |
| KC 9-9 | 151 | 45 | 43 | 29 | 67.44% | 14 32.56% |
| KC 9-10 | 442 | 184 | 176 | 111 | 63.07% | 65 36.93% |
| KC 9-11 | 590 | 196 | 195 | 131 | 67.18% | 64 32.82% |
| KC 9-12 | 371 | 112 | 107 | 64 | 59.81% | 43 40.19% |
| KC 9-13 | 286 | 78 | 77 | 26 | 33.77% | 51 66.23% |

Statement of Votes Cast
 Wyandotte County, KS
 Primary Election-8-2-16

Date:08/08/16
 Time:11:57:11
 Page:46 of 97

SOVC For Jurisdiction Wide, All Counters, All Races w/o Pct. Comm.
 Official Results

| DEM Dist. Atty 29th Dist | | | | | | |
|--------------------------|---------------|------------------|----------------|-------------|---------|---------------|
| | Reg Voters | Times Counted | Total Votes | Mark Dupree | | Jerome Gorman |
| KC 9-14 | 315 | 119 | 112 | 58 | 51.79% | 54 48.21% |
| KC 9-15 | 0 | 0 | 0 | 0 | - | 0 - |
| KC 9-16 | 531 | 155 | 149 | 64 | 42.95% | 85 57.05% |
| KC 10-1 | 613 | 189 | 179 | 162 | 90.50% | 17 9.50% |
| KC 10-2 | 919 | 244 | 240 | 206 | 85.83% | 34 14.17% |
| KC 10-3 | 44 | 11 | 11 | 11 | 100.00% | 0 0.00% |
| KC 10-4 | 316 | 107 | 106 | 74 | 69.81% | 32 30.19% |
| KC 10-5 | 526 | 160 | 158 | 94 | 59.49% | 64 40.51% |
| KC 11-1 | 528 | 146 | 144 | 114 | 79.17% | 30 20.83% |
| KC 11-2 | 461 | 147 | 145 | 118 | 81.38% | 27 18.62% |
| KC 11-3 | 581 | 203 | 197 | 163 | 82.74% | 34 17.26% |
| KC 11-4 | 515 | 126 | 123 | 86 | 69.92% | 37 30.08% |
| KC 11-5 | 545 | 115 | 112 | 78 | 69.64% | 34 30.36% |
| KC 11-6 | 455 | 163 | 157 | 135 | 85.99% | 22 14.01% |
| KC 11-7 | 318 | 115 | 114 | 90 | 78.95% | 24 21.05% |
| KC 11-8 | 601 | 164 | 155 | 119 | 76.77% | 36 23.23% |
| KC 11-9 | 487 | 191 | 180 | 136 | 75.56% | 44 24.44% |
| KC 11-10 | 523 | 226 | 223 | 154 | 69.06% | 69 30.94% |
| KC 11-11 | 594 | 303 | 292 | 189 | 64.73% | 103 35.27% |
| KC 11-12 | 76 | 34 | 34 | 18 | 52.94% | 16 47.06% |
| KC 12-1 | 322 | 90 | 83 | 43 | 51.81% | 40 48.19% |
| KC 12-2 | 223 | 32 | 31 | 20 | 64.52% | 11 35.48% |
| KC 12-3 | 328 | 84 | 80 | 36 | 45.00% | 44 55.00% |
| KC 12-4 | 333 | 117 | 111 | 56 | 50.45% | 55 49.55% |
| KC 12-5 | 292 | 91 | 86 | 38 | 44.19% | 48 55.81% |
| KC 12-6 | 312 | 91 | 84 | 42 | 50.00% | 42 50.00% |
| KC 12-7 | 284 | 56 | 53 | 28 | 52.83% | 25 47.17% |
| KC 12-8 | 311 | 91 | 83 | 43 | 51.81% | 40 48.19% |
| KC 12-9 | 305 | 95 | 85 | 32 | 37.65% | 53 62.35% |
| KC 12-10 | 185 | 64 | 57 | 26 | 45.61% | 31 54.39% |
| KC 12-11 | 103 | 32 | 29 | 13 | 44.83% | 16 55.17% |
| KC 13-1 | 626 | 221 | 218 | 176 | 80.73% | 42 19.27% |
| KC 13-2 | 406 | 160 | 158 | 82 | 51.90% | 76 48.10% |
| KC 13-3 | 402 | 119 | 117 | 81 | 69.23% | 36 30.77% |
| KC 13-4 | 418 | 130 | 130 | 114 | 87.69% | 16 12.31% |
| KC 13-5 | 377 | 117 | 114 | 66 | 57.89% | 48 42.11% |
| KC 13-6 | 363 | 102 | 98 | 64 | 65.31% | 34 34.69% |
| KC 13-7 | 205 | 87 | 86 | 42 | 48.84% | 44 51.16% |
| KC 13-8 | 287 | 100 | 98 | 72 | 73.47% | 26 26.53% |
| KC 13-9 | 501 | 159 | 154 | 119 | 77.27% | 35 22.73% |
| KC 14-1 | 318 | 117 | 113 | 58 | 51.33% | 55 48.67% |
| KC 14-2 | 201 | 95 | 91 | 52 | 57.14% | 39 42.86% |
| KC 14-3 | 198 | 95 | 93 | 59 | 63.44% | 34 36.56% |
| KC 14-4 | 413 | 155 | 152 | 118 | 77.63% | 34 22.37% |
| KC 14-5 | 365 | 127 | 122 | 79 | 64.75% | 43 35.25% |
| KC 14-6 | 465 | 170 | 168 | 92 | 54.76% | 76 45.24% |
| KC 14-7 | 572 | 268 | 263 | 132 | 50.19% | 131 49.81% |
| KC 14-8 | 424 | 175 | 171 | 108 | 63.16% | 63 36.84% |
| KC 14-9 | 167 | 77 | 77 | 28 | 36.36% | 49 63.64% |
| KC 14-10 | 512 | 261 | 253 | 110 | 43.48% | 143 56.52% |
| KC 14-11 | 346 | 165 | 162 | 73 | 45.06% | 89 54.94% |
| KC 14-12 | 501 | 276 | 276 | 114 | 41.30% | 162 58.70% |
| KC 14-13 | 440 | 218 | 212 | 64 | 30.19% | 148 69.81% |
| KC 14-14 | 532 | 272 | 265 | 97 | 36.60% | 168 63.40% |
| KC 14-15 | 543 | 306 | 298 | 90 | 30.20% | 208 69.80% |
| KC 14-16 | 210 | 119 | 114 | 46 | 40.35% | 68 59.65% |
| QC 1-1 | 6 | 3 | 3 | 1 | 33.33% | 2 66.67% |

Statement of Votes Cast
 Wyandotte County, KS
 Primary Election-8-2-16

Date:08/08/16
 Time:11:57:11
 Page:47 of 97

SOVC For Jurisdiction Wide, All Counters, All Races w/o Pct. Comm.
 Official Results

| DEM Dist. Atty 29th Dist | | | | | | | |
|--------------------------|----------------|------------------|----------------|-------------|--------|---------------|--------|
| | Reg. Voters | Times Counted | Total Votes | Mark Dupree | | Jerome Gorman | |
| Total | 38483 | 12703 | 12193 | 7272 | 59.64% | 4921 | 40.36% |

Statement of Votes Cast
 Wyandotte County, KS
 Primary Election-8-2-16

Date:08/08/16
 Time:11:57:11
 Page:48 of 97

SOVC For Jurisdiction Wide, All Counters, All Races w/o Pct. Comm.
 Official Results

| DEM 2nd Dist State Bd Ed | | | | |
|--------------------------|-------------|---------------|-------------|---------------|
| | Reg. Voters | Times Counted | Total Votes | Chris Cindric |
| Jurisdiction Wide | | | | |
| OC 1-1 | 6 | 3 | 3 | 3 100.00% |
| Total | 6 | 3 | 3 | 3 100.00% |

Statement of Votes Cast
 Wyandotte County, KS
 Primary Election-8-2-16

Date:08/08/16
 Time:11:57:11
 Page:49 of 97

SOVC For Jurisdiction Wide, All Counters, All Races w/o Pct. Comm.
 Official Results

| | DEM Del TwshpTrust | | | |
|-------------------|--------------------|---------------|-------------|----------------|
| | Reg. Voters | Times Counted | Total Votes | Write-In Votes |
| Jurisdiction Wide | | | | |
| DE 1-1 | 5 | 2 | 0 | 0 |
| Total | 5 | 2 | 0 | 0 |

Statement of Votes Cast
 Wyandotte County, KS
 Primary Election-8-2-16

Date:08/08/16
 Time:11:57:11
 Page:50 of 97

SOVC For Jurisdiction Wide, All Counters, All Races w/o Pct. Comm.
 Official Results

| | DEM Del TwnshpTreas | | | |
|-------------------|---------------------|------------------|----------------|----------------|
| | Reg Voters | Times Counted | Total Votes | Write-In Votes |
| Jurisdiction Wide | | | | |
| DE 1-1 | 5 | 2 | 0 | 0 |
| Total | 5 | 2 | 0 | 0 |

Statement of Votes Cast
 Wyandotte County, KS
 Primary Election-8-2-16

Date:08/08/16
 Time:11:57:11
 Page:51 of 97

SOVC For Jurisdiction Wide, All Counters, All Races w/o Pct. Comm.
 Official Results

| REP US Senate | | | | | | |
|-------------------|-------------|---------------|-------------|-------------|---------|-----------|
| | Reg. Voters | Times Counted | Total Votes | Jerry Moran | | DJ Smith |
| Jurisdiction Wide | | | | | | |
| BS 1-1 | 328 | 118 | 114 | 82 | 71.93% | 32 28.07% |
| BS 2-1 | 245 | 82 | 80 | 63 | 78.75% | 17 21.25% |
| BS 3-1 | 365 | 77 | 75 | 47 | 62.67% | 28 37.33% |
| BS 4-1 | 437 | 105 | 101 | 81 | 80.20% | 20 19.80% |
| DE 1-1 | 9 | 4 | 4 | 3 | 75.00% | 1 25.00% |
| ED 1-1 | 613 | 183 | 177 | 131 | 74.01% | 46 25.99% |
| ED 2-1 | 102 | 18 | 17 | 13 | 76.47% | 4 23.53% |
| KC 1-1 | 8 | 1 | 1 | 1 | 100.00% | 0 0.00% |
| KC 1-2 | 7 | 2 | 2 | 2 | 100.00% | 0 0.00% |
| KC 1-3 | 27 | 10 | 10 | 7 | 70.00% | 3 30.00% |
| KC 2-1 | 37 | 9 | 9 | 7 | 77.78% | 2 22.22% |
| KC 2-2 | 10 | 1 | 1 | 1 | 100.00% | 0 0.00% |
| KC 2-3 | 3 | 1 | 1 | 1 | 100.00% | 0 0.00% |
| KC 2-4 | 16 | 2 | 2 | 1 | 50.00% | 1 50.00% |
| KC 2-5 | 23 | 3 | 3 | 2 | 66.67% | 1 33.33% |
| KC 3-1 | 31 | 5 | 5 | 4 | 80.00% | 1 20.00% |
| KC 3-2 | 14 | 3 | 3 | 2 | 66.67% | 1 33.33% |
| KC 3-3 | 6 | 1 | 1 | 1 | 100.00% | 0 0.00% |
| KC 3-4 | 22 | 2 | 2 | 1 | 50.00% | 1 50.00% |
| KC 4-1 | 62 | 23 | 23 | 17 | 73.91% | 6 26.09% |
| KC 4-2 | 26 | 4 | 4 | 4 | 100.00% | 0 0.00% |
| KC 4-3 | 40 | 13 | 13 | 7 | 53.85% | 6 46.15% |
| KC 4-4 | 107 | 25 | 23 | 17 | 73.91% | 6 26.09% |
| KC 5-1 | 53 | 14 | 13 | 6 | 46.15% | 7 53.85% |
| KC 5-2 | 31 | 6 | 6 | 5 | 83.33% | 1 16.67% |
| KC 5-3 | 26 | 5 | 5 | 5 | 100.00% | 0 0.00% |
| KC 5-4 | 30 | 2 | 1 | 1 | 100.00% | 0 0.00% |
| KC 5-5 | 47 | 14 | 13 | 11 | 84.62% | 2 15.38% |
| KC 6-1 | 79 | 12 | 12 | 5 | 41.67% | 7 58.33% |
| KC 6-2 | 20 | 3 | 2 | 1 | 50.00% | 1 50.00% |
| KC 7-1 | 83 | 19 | 17 | 11 | 64.71% | 6 35.29% |
| KC 7-2 | 52 | 12 | 11 | 8 | 72.73% | 3 27.27% |
| KC 7-3 | 58 | 15 | 15 | 8 | 53.33% | 7 46.67% |
| KC 7-4 | 165 | 48 | 44 | 26 | 59.09% | 18 40.91% |
| KC 7-5 | 22 | 9 | 7 | 3 | 42.86% | 4 57.14% |
| KC 7-6 | 138 | 33 | 32 | 25 | 78.13% | 7 21.88% |
| KC 7-7 | 31 | 8 | 7 | 6 | 85.71% | 1 14.29% |
| KC 7-8 | 184 | 52 | 49 | 35 | 71.43% | 14 28.57% |
| KC 7-9 | 186 | 55 | 55 | 41 | 74.55% | 14 25.45% |
| KC 8-1 | 118 | 20 | 20 | 18 | 90.00% | 2 10.00% |
| KC 8-2 | 89 | 21 | 20 | 9 | 45.00% | 11 55.00% |
| KC 8-3 | 162 | 38 | 38 | 29 | 76.32% | 9 23.68% |
| KC 8-4 | 117 | 31 | 30 | 18 | 60.00% | 12 40.00% |
| KC 9-1 | 34 | 10 | 10 | 9 | 90.00% | 1 10.00% |
| KC 9-2 | 90 | 29 | 28 | 22 | 78.57% | 6 21.43% |
| KC 9-3 | 154 | 36 | 35 | 22 | 62.86% | 13 37.14% |
| KC 9-4 | 36 | 9 | 9 | 6 | 66.67% | 3 33.33% |
| KC 9-5 | 18 | 0 | 0 | 0 | - | 0 - |
| KC 9-6 | 66 | 8 | 7 | 5 | 71.43% | 2 28.57% |
| KC 9-7 | 175 | 47 | 44 | 33 | 75.00% | 11 25.00% |
| KC 9-8 | 68 | 15 | 15 | 8 | 53.33% | 7 46.67% |
| KC 9-9 | 56 | 20 | 17 | 11 | 64.71% | 6 35.29% |
| KC 9-10 | 164 | 52 | 50 | 38 | 76.00% | 12 24.00% |
| KC 9-11 | 116 | 35 | 34 | 28 | 82.35% | 6 17.65% |
| KC 9-12 | 193 | 58 | 58 | 44 | 75.86% | 14 24.14% |
| KC 9-13 | 141 | 38 | 38 | 23 | 60.53% | 15 39.47% |

Statement of Votes Cast
 Wyandotte County, KS
 Primary Election-8-2-16

Date:08/08/16
 Time:11:57:11
 Page:52 of 97

SOVC For Jurisdiction Wide, All Counters, All Races w/o Pct. Comm.
 Official Results

| | REP US Senate | | | | |
|----------|---------------|---------------|-------------|-------------|-----------|
| | Reg Voters | Times Counted | Total Votes | Jerry Moran | DJ Smith |
| KC 9-14 | 190 | 53 | 52 | 36 69.23% | 16 30.77% |
| KC 9-15 | 0 | 0 | 0 | 0 - | 0 - |
| KC 9-16 | 393 | 84 | 83 | 68 81.93% | 15 18.07% |
| KC 10-1 | 23 | 2 | 1 | 1 100.00% | 0 0.00% |
| KC 10-2 | 38 | 11 | 10 | 6 60.00% | 4 40.00% |
| KC 10-3 | 4 | 0 | 0 | 0 - | 0 - |
| KC 10-4 | 34 | 7 | 7 | 6 85.71% | 1 14.29% |
| KC 10-5 | 95 | 38 | 34 | 25 73.53% | 9 26.47% |
| KC 11-1 | 62 | 16 | 16 | 13 81.25% | 3 18.75% |
| KC 11-2 | 53 | 16 | 14 | 11 78.57% | 3 21.43% |
| KC 11-3 | 96 | 25 | 23 | 14 60.87% | 9 39.13% |
| KC 11-4 | 63 | 22 | 20 | 15 75.00% | 5 25.00% |
| KC 11-5 | 99 | 29 | 28 | 16 57.14% | 12 42.86% |
| KC 11-6 | 50 | 11 | 10 | 9 90.00% | 1 10.00% |
| KC 11-7 | 72 | 17 | 16 | 15 93.75% | 1 6.25% |
| KC 11-8 | 100 | 14 | 12 | 9 75.00% | 3 25.00% |
| KC 11-9 | 80 | 31 | 27 | 19 70.37% | 8 29.63% |
| KC 11-10 | 110 | 43 | 43 | 30 69.77% | 13 30.23% |
| KC 11-11 | 179 | 72 | 66 | 51 77.27% | 15 22.73% |
| KC 11-12 | 47 | 12 | 11 | 8 72.73% | 3 27.27% |
| KC 12-1 | 158 | 35 | 34 | 22 64.71% | 12 35.29% |
| KC 12-2 | 64 | 11 | 11 | 10 90.91% | 1 9.09% |
| KC 12-3 | 173 | 28 | 28 | 24 85.71% | 4 14.29% |
| KC 12-4 | 179 | 59 | 56 | 40 71.43% | 16 28.57% |
| KC 12-5 | 178 | 44 | 44 | 28 63.64% | 16 36.36% |
| KC 12-6 | 179 | 61 | 57 | 41 71.93% | 16 28.07% |
| KC 12-7 | 168 | 30 | 28 | 19 67.86% | 9 32.14% |
| KC 12-8 | 179 | 50 | 49 | 34 69.39% | 15 30.61% |
| KC 12-9 | 174 | 56 | 55 | 45 81.82% | 10 18.18% |
| KC 12-10 | 148 | 41 | 38 | 27 71.05% | 11 28.95% |
| KC 12-11 | 85 | 20 | 19 | 13 68.42% | 6 31.58% |
| KC 13-1 | 61 | 18 | 16 | 10 62.50% | 6 37.50% |
| KC 13-2 | 92 | 35 | 35 | 22 62.86% | 13 37.14% |
| KC 13-3 | 85 | 28 | 27 | 25 92.59% | 2 7.41% |
| KC 13-4 | 17 | 3 | 3 | 1 33.33% | 2 66.67% |
| KC 13-5 | 96 | 29 | 28 | 21 75.00% | 7 25.00% |
| KC 13-6 | 108 | 30 | 30 | 19 63.33% | 11 36.67% |
| KC 13-7 | 107 | 31 | 30 | 19 63.33% | 11 36.67% |
| KC 13-8 | 84 | 26 | 23 | 21 91.30% | 2 8.70% |
| KC 13-9 | 108 | 25 | 24 | 18 75.00% | 6 25.00% |
| KC 14-1 | 195 | 56 | 50 | 38 76.00% | 12 24.00% |
| KC 14-2 | 61 | 26 | 26 | 19 73.08% | 7 26.92% |
| KC 14-3 | 60 | 26 | 24 | 15 62.50% | 9 37.50% |
| KC 14-4 | 95 | 34 | 32 | 24 75.00% | 8 25.00% |
| KC 14-5 | 99 | 36 | 33 | 24 72.73% | 9 27.27% |
| KC 14-6 | 157 | 52 | 51 | 39 76.47% | 12 23.53% |
| KC 14-7 | 168 | 76 | 73 | 59 80.82% | 14 19.18% |
| KC 14-8 | 150 | 69 | 66 | 45 68.18% | 21 31.82% |
| KC 14-9 | 151 | 53 | 50 | 41 82.00% | 9 18.00% |
| KC 14-10 | 398 | 122 | 115 | 91 79.13% | 24 20.87% |
| KC 14-11 | 176 | 46 | 39 | 31 79.49% | 8 20.51% |
| KC 14-12 | 379 | 132 | 129 | 102 79.07% | 27 20.93% |
| KC 14-13 | 233 | 80 | 77 | 64 83.12% | 13 16.88% |
| KC 14-14 | 434 | 140 | 129 | 105 81.40% | 24 18.60% |
| KC 14-15 | 507 | 155 | 146 | 122 83.56% | 24 16.44% |
| KC 14-16 | 96 | 36 | 34 | 24 70.59% | 10 29.41% |
| QC 1-1 | 18 | 6 | 5 | 5 100.00% | 0 0.00% |

Statement of Votes Cast
 Wyandotte County, KS
 Primary Election-8-2-16

Date:08/08/16
 Time:11:57:11
 Page:53 of 97

SOVC For Jurisdiction Wide, All Counters, All Races w/o Pct. Comm.
 Official Results

| REP US Senate | | | | | | |
|---------------|-------------|---------------|-------------|-------------|--------|------------|
| | Reg. Voters | Times Counted | Total Votes | Jerry Moran | | DJ Smith |
| Total | 13148 | 3774 | 3600 | 2674 | 74.28% | 926 25.72% |

Statement of Votes Cast
 Wyandotte County, KS
 Primary Election-8-2-16

Date:08/08/16
 Time:11:57:11
 Page:54 of 97

SOVC For Jurisdiction Wide, All Counters, All Races w/o Pct. Comm.
 Official Results

| REP US Rep 3rd Dist | | | | | | |
|---------------------|-------------|---------------|-------------|------------|------------|-------------|
| | Reg. Voters | Times Counted | Total Votes | Greg Goode | | Kevin Yoder |
| Jurisdiction Wide | | | | | | |
| BS 1-1 | 328 | 118 | 115 | 43 37.39% | 72 62.61% | |
| BS 2-1 | 245 | 82 | 81 | 21 25.93% | 60 74.07% | |
| BS 3-1 | 365 | 77 | 76 | 33 43.42% | 43 56.58% | |
| BS 4-1 | 437 | 105 | 104 | 29 27.88% | 75 72.12% | |
| DE 1-1 | 9 | 4 | 4 | 1 25.00% | 3 75.00% | |
| ED 1-1 | 613 | 183 | 180 | 57 31.67% | 123 68.33% | |
| ED 2-1 | 102 | 18 | 18 | 6 33.33% | 12 66.67% | |
| KC 1-1 | 8 | 1 | 1 | 0 0.00% | 1 100.00% | |
| KC 1-2 | 7 | 2 | 2 | 0 0.00% | 2 100.00% | |
| KC 1-3 | 27 | 10 | 10 | 5 50.00% | 5 50.00% | |
| KC 2-1 | 37 | 9 | 9 | 2 22.22% | 7 77.78% | |
| KC 2-2 | 10 | 1 | 1 | 0 0.00% | 1 100.00% | |
| KC 2-3 | 3 | 1 | 1 | 0 0.00% | 1 100.00% | |
| KC 2-4 | 16 | 2 | 2 | 2 100.00% | 0 0.00% | |
| KC 2-5 | 23 | 3 | 3 | 3 100.00% | 0 0.00% | |
| KC 3-1 | 31 | 5 | 5 | 0 0.00% | 5 100.00% | |
| KC 3-2 | 14 | 3 | 3 | 0 0.00% | 3 100.00% | |
| KC 3-3 | 6 | 1 | 1 | 0 0.00% | 1 100.00% | |
| KC 3-4 | 22 | 2 | 2 | 1 50.00% | 1 50.00% | |
| KC 4-1 | 62 | 23 | 23 | 6 26.09% | 17 73.91% | |
| KC 4-2 | 26 | 4 | 4 | 2 50.00% | 2 50.00% | |
| KC 4-3 | 40 | 13 | 13 | 4 30.77% | 9 69.23% | |
| KC 4-4 | 107 | 25 | 24 | 9 37.50% | 15 62.50% | |
| KC 5-1 | 53 | 14 | 14 | 8 57.14% | 6 42.86% | |
| KC 5-2 | 31 | 6 | 5 | 0 0.00% | 5 100.00% | |
| KC 5-3 | 26 | 5 | 5 | 1 20.00% | 4 80.00% | |
| KC 5-4 | 30 | 2 | 2 | 0 0.00% | 2 100.00% | |
| KC 5-5 | 47 | 14 | 14 | 2 14.29% | 12 85.71% | |
| KC 6-1 | 79 | 12 | 12 | 7 58.33% | 5 41.67% | |
| KC 6-2 | 20 | 3 | 3 | 1 33.33% | 2 66.67% | |
| KC 7-1 | 83 | 19 | 19 | 3 15.79% | 16 84.21% | |
| KC 7-2 | 52 | 12 | 12 | 5 41.67% | 7 58.33% | |
| KC 7-3 | 58 | 15 | 15 | 4 26.67% | 11 73.33% | |
| KC 7-4 | 165 | 48 | 45 | 16 35.56% | 29 64.44% | |
| KC 7-5 | 22 | 9 | 9 | 4 44.44% | 5 55.56% | |
| KC 7-6 | 138 | 33 | 33 | 12 36.36% | 21 63.64% | |
| KC 7-7 | 31 | 8 | 8 | 1 12.50% | 7 87.50% | |
| KC 7-8 | 184 | 52 | 52 | 20 38.46% | 32 61.54% | |
| KC 7-9 | 186 | 55 | 55 | 22 40.00% | 33 60.00% | |
| KC 8-1 | 118 | 20 | 20 | 5 25.00% | 15 75.00% | |
| KC 8-2 | 89 | 21 | 20 | 11 55.00% | 9 45.00% | |
| KC 8-3 | 162 | 38 | 38 | 9 23.68% | 29 76.32% | |
| KC 8-4 | 117 | 31 | 31 | 13 41.94% | 18 58.06% | |
| KC 9-1 | 34 | 10 | 10 | 1 10.00% | 9 90.00% | |
| KC 9-2 | 90 | 29 | 29 | 8 27.59% | 21 72.41% | |
| KC 9-3 | 154 | 36 | 36 | 18 50.00% | 18 50.00% | |
| KC 9-4 | 36 | 9 | 9 | 2 22.22% | 7 77.78% | |
| KC 9-5 | 18 | 0 | 0 | 0 - | 0 - | |
| KC 9-6 | 66 | 8 | 7 | 0 0.00% | 7 100.00% | |
| KC 9-7 | 175 | 47 | 47 | 11 23.40% | 36 76.60% | |
| KC 9-8 | 68 | 15 | 15 | 6 40.00% | 9 60.00% | |
| KC 9-9 | 56 | 20 | 20 | 5 25.00% | 15 75.00% | |
| KC 9-10 | 164 | 52 | 52 | 19 36.54% | 33 63.46% | |
| KC 9-11 | 116 | 35 | 35 | 8 22.86% | 27 77.14% | |
| KC 9-12 | 193 | 58 | 58 | 17 29.31% | 41 70.69% | |
| KC 9-13 | 141 | 38 | 38 | 11 28.95% | 27 71.05% | |

Statement of Votes Cast
Wyandotte County, KS
Primary Election-8-2-16

Date:08/08/16
Time:11:57:11
Page:55 of 97

SOVC For Jurisdiction Wide, All Counters, All Races w/o Pct. Comm.
Official Results

| REP US Rep 3rd Dist | | | | | | |
|---------------------|-------------|---------------|-------------|------------|---------|-------------|
| | Reg. Voters | Times Counted | Total Votes | Greg Goode | | Kevin Yoder |
| KC 9-14 | 190 | 53 | 52 | 22 | 42.31% | 30 57.69% |
| KC 9-15 | 0 | 0 | 0 | 0 | - | 0 - |
| KC 9-16 | 393 | 84 | 84 | 26 | 30.95% | 58 69.05% |
| KC 10-1 | 23 | 2 | 2 | 2 | 100.00% | 0 0.00% |
| KC 10-2 | 38 | 11 | 10 | 5 | 50.00% | 5 50.00% |
| KC 10-3 | 4 | 0 | 0 | 0 | - | 0 - |
| KC 10-4 | 34 | 7 | 7 | 4 | 57.14% | 3 42.86% |
| KC 10-5 | 95 | 38 | 36 | 9 | 25.00% | 27 75.00% |
| KC 11-1 | 62 | 16 | 16 | 6 | 37.50% | 10 62.50% |
| KC 11-2 | 53 | 16 | 16 | 6 | 37.50% | 10 62.50% |
| KC 11-3 | 96 | 25 | 25 | 7 | 28.00% | 18 72.00% |
| KC 11-4 | 63 | 22 | 22 | 10 | 45.45% | 12 54.55% |
| KC 11-5 | 99 | 29 | 29 | 12 | 41.38% | 17 58.62% |
| KC 11-6 | 50 | 11 | 9 | 2 | 22.22% | 7 77.78% |
| KC 11-7 | 72 | 17 | 17 | 2 | 11.76% | 15 88.24% |
| KC 11-8 | 100 | 14 | 14 | 3 | 21.43% | 11 78.57% |
| KC 11-9 | 80 | 31 | 30 | 8 | 26.67% | 22 73.33% |
| KC 11-10 | 110 | 43 | 41 | 11 | 26.83% | 30 73.17% |
| KC 11-11 | 179 | 72 | 70 | 16 | 22.86% | 54 77.14% |
| KC 11-12 | 47 | 12 | 12 | 6 | 50.00% | 6 50.00% |
| KC 12-1 | 158 | 35 | 35 | 12 | 34.29% | 23 65.71% |
| KC 12-2 | 64 | 11 | 11 | 3 | 27.27% | 8 72.73% |
| KC 12-3 | 173 | 28 | 28 | 6 | 21.43% | 22 78.57% |
| KC 12-4 | 179 | 59 | 55 | 18 | 32.73% | 37 67.27% |
| KC 12-5 | 178 | 44 | 44 | 17 | 38.64% | 27 61.36% |
| KC 12-6 | 179 | 61 | 60 | 22 | 36.67% | 38 63.33% |
| KC 12-7 | 168 | 30 | 30 | 11 | 36.67% | 19 63.33% |
| KC 12-8 | 179 | 50 | 50 | 13 | 26.00% | 37 74.00% |
| KC 12-9 | 174 | 56 | 56 | 13 | 23.21% | 43 76.79% |
| KC 12-10 | 148 | 41 | 40 | 8 | 20.00% | 32 80.00% |
| KC 12-11 | 85 | 20 | 20 | 11 | 55.00% | 9 45.00% |
| KC 13-1 | 61 | 18 | 17 | 4 | 23.53% | 13 76.47% |
| KC 13-2 | 92 | 35 | 34 | 11 | 32.35% | 23 67.65% |
| KC 13-3 | 85 | 28 | 28 | 7 | 25.00% | 21 75.00% |
| KC 13-4 | 17 | 3 | 3 | 1 | 33.33% | 2 66.67% |
| KC 13-5 | 96 | 29 | 28 | 12 | 42.86% | 16 57.14% |
| KC 13-6 | 108 | 30 | 30 | 12 | 40.00% | 18 60.00% |
| KC 13-7 | 107 | 31 | 31 | 15 | 48.39% | 16 51.61% |
| KC 13-8 | 84 | 26 | 26 | 6 | 23.08% | 20 76.92% |
| KC 13-9 | 108 | 25 | 25 | 5 | 20.00% | 20 80.00% |
| KC 14-1 | 195 | 56 | 55 | 13 | 23.64% | 42 76.36% |
| KC 14-2 | 61 | 26 | 26 | 11 | 42.31% | 15 57.69% |
| KC 14-3 | 60 | 26 | 25 | 9 | 36.00% | 16 64.00% |
| KC 14-4 | 95 | 34 | 34 | 10 | 29.41% | 24 70.59% |
| KC 14-5 | 99 | 36 | 36 | 15 | 41.67% | 21 58.33% |
| KC 14-6 | 157 | 52 | 52 | 17 | 32.69% | 35 67.31% |
| KC 14-7 | 168 | 76 | 74 | 18 | 24.32% | 56 75.68% |
| KC 14-8 | 150 | 69 | 67 | 27 | 40.30% | 40 59.70% |
| KC 14-9 | 151 | 53 | 52 | 20 | 38.46% | 32 61.54% |
| KC 14-10 | 398 | 122 | 119 | 29 | 24.37% | 90 75.63% |
| KC 14-11 | 176 | 46 | 45 | 12 | 26.67% | 33 73.33% |
| KC 14-12 | 379 | 132 | 128 | 34 | 26.56% | 94 73.44% |
| KC 14-13 | 233 | 80 | 78 | 13 | 16.67% | 65 83.33% |
| KC 14-14 | 434 | 140 | 137 | 26 | 18.98% | 111 81.02% |
| KC 14-15 | 507 | 155 | 147 | 36 | 24.49% | 111 75.51% |
| KC 14-16 | 96 | 36 | 36 | 11 | 30.56% | 25 69.44% |
| QC 1-1 | 18 | 6 | 5 | 0 | 0.00% | 5 100.00% |

Statement of Votes Cast
 Wyandotte County, KS
 Primary Election-8-2-16

Date:08/08/16
 Time:11:57:11
 Page:56 of 97

SOVC For Jurisdiction Wide, All Counters, All Races w/o Pct. Comm.
 Official Results

REP US Rep 3rd Dist

| | Reg. Voters | Times Counted | Total Votes | Greg Goode | Kevin Yoder |
|-------|----------------|------------------|----------------|-------------|-------------|
| Total | 13148 | 3774 | 3709 | 1139 30.71% | 2570 69.29% |

Statement of Votes Cast
 Wyandotte County, KS
 Primary Election-8-2-16

Date:08/08/16
 Time:11:57:11
 Page:57 of 97

SOVC For Jurisdiction Wide, All Counters, All Races w/o Pct. Comm.
 Official Results

| REP Dist 4 KS Senate | | | | |
|----------------------|-------------|---------------|-------------|----------------|
| | Reg. Voters | Times Counted | Total Votes | Write-In Votes |
| Jurisdiction Wide | | | | |
| KC 1-1 | 8 | 1 | 0 | 0 |
| KC 1-2 | 7 | 2 | 0 | 0 |
| KC 1-3 | 27 | 10 | 1 | 1 100.00% |
| KC 2-1 | 37 | 9 | 1 | 1 100.00% |
| KC 2-2 | 10 | 1 | 0 | 0 |
| KC 2-3 | 3 | 1 | 0 | 0 |
| KC 2-4 | 16 | 2 | 1 | 1 100.00% |
| KC 2-5 | 23 | 3 | 0 | 0 |
| KC 3-1 | 31 | 5 | 0 | 0 |
| KC 3-2 | 14 | 3 | 0 | 0 |
| KC 3-3 | 6 | 1 | 1 | 1 100.00% |
| KC 3-4 | 22 | 2 | 0 | 0 |
| KC 4-1 | 62 | 23 | 3 | 3 100.00% |
| KC 4-2 | 26 | 4 | 0 | 0 |
| KC 4-3 | 40 | 13 | 3 | 3 100.00% |
| KC 5-1 | 53 | 14 | 0 | 0 |
| KC 9-1 | 34 | 10 | 0 | 0 |
| KC 9-3 | 154 | 36 | 3 | 3 100.00% |
| KC 9-4 | 36 | 9 | 1 | 1 100.00% |
| KC 9-6 | 66 | 8 | 1 | 1 100.00% |
| KC 9-8 | 68 | 15 | 1 | 1 100.00% |
| KC 9-15 | 0 | 0 | 0 | 0 |
| KC 10-1 | 23 | 2 | 1 | 1 100.00% |
| KC 10-2 | 38 | 11 | 1 | 1 100.00% |
| KC 10-3 | 4 | 0 | 0 | 0 |
| KC 10-4 | 34 | 7 | 0 | 0 |
| KC 10-5 | 95 | 38 | 1 | 1 100.00% |
| KC 11-1 | 62 | 16 | 0 | 0 |
| KC 11-2 | 53 | 16 | 1 | 1 100.00% |
| KC 11-3 | 96 | 25 | 2 | 2 100.00% |
| KC 11-4 | 63 | 22 | 0 | 0 |
| KC 11-5 | 99 | 29 | 2 | 2 100.00% |
| KC 11-6 | 50 | 11 | 0 | 0 |
| KC 11-7 | 72 | 17 | 0 | 0 |
| KC 11-8 | 100 | 14 | 0 | 0 |
| KC 11-9 | 80 | 31 | 1 | 1 100.00% |
| KC 11-10 | 110 | 43 | 4 | 4 100.00% |
| KC 11-11 | 179 | 72 | 1 | 1 100.00% |
| KC 13-1 | 61 | 18 | 3 | 3 100.00% |
| KC 13-2 | 92 | 35 | 3 | 3 100.00% |
| KC 13-3 | 85 | 28 | 1 | 1 100.00% |
| KC 13-4 | 17 | 3 | 0 | 0 |
| KC 13-5 | 96 | 29 | 1 | 1 100.00% |
| KC 13-6 | 108 | 30 | 0 | 0 |
| KC 13-7 | 107 | 31 | 0 | 0 |
| KC 13-8 | 84 | 26 | 2 | 2 100.00% |
| KC 13-9 | 108 | 25 | 3 | 3 100.00% |
| KC 14-1 | 195 | 56 | 0 | 0 |
| KC 14-2 | 61 | 26 | 0 | 0 |
| KC 14-3 | 60 | 26 | 1 | 1 100.00% |
| KC 14-4 | 95 | 34 | 1 | 1 100.00% |
| KC 14-5 | 99 | 36 | 4 | 4 100.00% |
| KC 14-6 | 157 | 52 | 3 | 3 100.00% |
| KC 14-7 | 168 | 76 | 2 | 2 100.00% |
| Total | 3494 | 1057 | 54 | 54 100.00% |

Statement of Votes Cast
 Wyandotte County, KS
 Primary Election-8-2-16

Date:08/08/16
 Time:11:57:11
 Page:58 of 97

SOVC For Jurisdiction Wide, All Counters, All Races w/o Pct. Comm.
 Official Results

| REP Dist 5 KS Senate | | | | |
|----------------------|-------------|---------------|-------------|------------------|
| | Reg. Voters | Times Counted | Total Votes | Steve Fitzgerald |
| Jurisdiction Wide | | | | |
| BS 1-1 | 328 | 118 | 95 | 95 100.00% |
| BS 2-1 | 245 | 82 | 62 | 62 100.00% |
| BS 3-1 | 365 | 77 | 65 | 65 100.00% |
| BS 4-1 | 437 | 105 | 80 | 80 100.00% |
| DE 1-1 | 9 | 4 | 3 | 3 100.00% |
| ED 1-1 | 613 | 183 | 132 | 132 100.00% |
| KC 9-16 | 393 | 84 | 70 | 70 100.00% |
| KC 14-8 | 150 | 69 | 53 | 53 100.00% |
| KC 14-9 | 151 | 53 | 38 | 38 100.00% |
| KC 14-10 | 398 | 122 | 88 | 88 100.00% |
| KC 14-11 | 176 | 46 | 35 | 35 100.00% |
| KC 14-12 | 379 | 132 | 97 | 97 100.00% |
| KC 14-13 | 233 | 80 | 64 | 64 100.00% |
| KC 14-14 | 434 | 140 | 103 | 103 100.00% |
| KC 14-15 | 507 | 155 | 121 | 121 100.00% |
| Total | 4818 | 1450 | 1106 | 1106 100.00% |

Statement of Votes Cast
 Wyandotte County, KS
 Primary Election-8-2-16

Date:08/08/16
 Time:11:57:11
 Page:59 of 97

SOVC For Jurisdiction Wide, All Counters, All Races w/o Pct. Comm.
 Official Results

| REP Dist 6 KS Senate | | | | |
|----------------------|-------------|---------------|-------------|----------------|
| | Reg. Voters | Times Counted | Total Votes | Write-In Votes |
| Jurisdiction Wide | | | | |
| ED 2-1 | 102 | 18 | 0 | 0 |
| KC 4-4 | 107 | 25 | 0 | 0 |
| KC 5-2 | 31 | 6 | 1 | 1 100.00% |
| KC 5-3 | 26 | 5 | 0 | 0 |
| KC 5-4 | 30 | 2 | 0 | 0 |
| KC 5-5 | 47 | 14 | 1 | 1 100.00% |
| KC 6-1 | 79 | 12 | 1 | 1 100.00% |
| KC 6-2 | 20 | 3 | 0 | 0 |
| KC 7-1 | 83 | 19 | 0 | 0 |
| KC 7-2 | 52 | 12 | 0 | 0 |
| KC 7-3 | 58 | 15 | 1 | 1 100.00% |
| KC 7-4 | 165 | 48 | 5 | 5 100.00% |
| KC 7-5 | 22 | 9 | 0 | 0 |
| KC 7-6 | 138 | 33 | 3 | 3 100.00% |
| KC 7-7 | 31 | 8 | 1 | 1 100.00% |
| KC 7-8 | 184 | 52 | 1 | 1 100.00% |
| KC 7-9 | 186 | 55 | 6 | 6 100.00% |
| KC 8-1 | 118 | 20 | 1 | 1 100.00% |
| KC 8-2 | 89 | 21 | 3 | 3 100.00% |
| KC 8-3 | 162 | 38 | 4 | 4 100.00% |
| KC 8-4 | 117 | 31 | 2 | 2 100.00% |
| KC 9-2 | 90 | 29 | 2 | 2 100.00% |
| KC 9-5 | 18 | 0 | 0 | 0 |
| KC 9-7 | 175 | 47 | 4 | 4 100.00% |
| KC 9-9 | 56 | 20 | 1 | 1 100.00% |
| KC 9-10 | 164 | 52 | 3 | 3 100.00% |
| KC 9-11 | 116 | 35 | 1 | 1 100.00% |
| KC 9-12 | 193 | 58 | 3 | 3 100.00% |
| KC 9-13 | 141 | 38 | 2 | 2 100.00% |
| KC 9-14 | 190 | 53 | 1 | 1 100.00% |
| KC 11-12 | 47 | 12 | 1 | 1 100.00% |
| KC 12-1 | 158 | 35 | 1 | 1 100.00% |
| KC 12-2 | 64 | 11 | 1 | 1 100.00% |
| KC 12-3 | 173 | 28 | 3 | 3 100.00% |
| KC 12-4 | 179 | 59 | 7 | 7 100.00% |
| KC 12-5 | 178 | 44 | 2 | 2 100.00% |
| KC 12-6 | 179 | 61 | 2 | 2 100.00% |
| KC 12-7 | 168 | 30 | 2 | 2 100.00% |
| KC 12-8 | 179 | 50 | 3 | 3 100.00% |
| KC 12-9 | 174 | 56 | 4 | 4 100.00% |
| KC 12-10 | 148 | 41 | 2 | 2 100.00% |
| KC 12-11 | 85 | 20 | 1 | 1 100.00% |
| KC 14-16 | 96 | 36 | 2 | 2 100.00% |
| Total | 4818 | 1261 | 78 | 78 100.00% |

Statement of Votes Cast
 Wyandotte County, KS
 Primary Election-8-2-16

Date:08/08/16
 Time:11:57:11
 Page:60 of 97

SOVC For Jurisdiction Wide, All Counters, All Races w/o Pct. Comm.
 Official Results

| REP Dist 10 KS Senate | | | | |
|-----------------------|-------------|---------------|-------------|-------------------|
| | Reg. Voters | Times Counted | Total Votes | Mary Pilcher Cook |
| Jurisdiction Wide | | | | |
| OC 1-1 | 18 | 6 | 4 | 4 100.00% |
| Total | 18 | 6 | 4 | 4 100.00% |

Statement of Votes Cast
 Wyandotte County, KS
 Primary Election-8-2-16

Date:08/08/16
 Time:11:57:11
 Page:61 of 97

SOVC For Jurisdiction Wide, All Counters, All Races w/o Pct. Comm.
 Official Results

| REP 31st Dist State Rep | | | | |
|-------------------------|-------------|---------------|-------------|----------------|
| | Reg. Voters | Times Counted | Total Votes | Write-In Votes |
| Jurisdiction Wide | | | | |
| KC 7-1 | 83 | 19 | 0 | 0 |
| KC 7-2 | 52 | 12 | 0 | 0 |
| KC 7-3 | 58 | 15 | 1 | 1 100.00% |
| KC 7-5 | 22 | 9 | 0 | 0 |
| KC 7-6 | 138 | 33 | 3 | 3 100.00% |
| KC 7-7 | 31 | 8 | 1 | 1 100.00% |
| KC 8-1 | 118 | 20 | 1 | 1 100.00% |
| KC 8-2 | 89 | 21 | 3 | 3 100.00% |
| KC 8-3 | 162 | 38 | 4 | 4 100.00% |
| KC 8-4 | 117 | 31 | 2 | 2 100.00% |
| KC 12-1 | 158 | 35 | 1 | 1 100.00% |
| KC 12-2 | 64 | 11 | 0 | 0 |
| KC 12-3 | 173 | 28 | 2 | 2 100.00% |
| KC 12-4 | 179 | 59 | 2 | 2 100.00% |
| KC 12-5 | 178 | 44 | 4 | 4 100.00% |
| Total | 1622 | 383 | 24 | 24 100.00% |

Statement of Votes Cast
 Wyandotte County, KS
 Primary Election-8-2-16

Date:08/08/16
 Time:11:57:11
 Page:62 of 97

SOVC For Jurisdiction Wide, All Counters, All Races w/o Pct. Comm.
 Official Results

| REP 32nd Dist State Rep | | | | |
|-------------------------|-------------|---------------|-------------|----------------|
| | Reg. Voters | Times Counted | Total Votes | Write-In Votes |
| Jurisdiction Wide | | | | |
| KC 1-3 | 27 | 10 | 0 | 0 |
| KC 4-1 | 62 | 23 | 3 | 3 100.00% |
| KC 4-2 | 26 | 4 | 0 | 0 |
| KC 4-3 | 40 | 13 | 3 | 3 100.00% |
| KC 4-4 | 107 | 25 | 1 | 1 100.00% |
| KC 5-1 | 53 | 14 | 0 | 0 |
| KC 5-2 | 31 | 6 | 0 | 0 |
| KC 5-3 | 26 | 5 | 0 | 0 |
| KC 5-4 | 30 | 2 | 0 | 0 |
| KC 5-5 | 47 | 14 | 2 | 2 100.00% |
| KC 6-1 | 79 | 12 | 1 | 1 100.00% |
| KC 6-2 | 20 | 3 | 1 | 1 100.00% |
| KC 9-1 | 34 | 10 | 0 | 0 |
| KC 9-2 | 90 | 29 | 2 | 2 100.00% |
| Total | 672 | 170 | 13 | 13 100.00% |

Statement of Votes Cast
 Wyandotte County, KS
 Primary Election-8-2-16

Date:08/08/16
 Time:11:57:11
 Page:63 of 97

SOVC For Jurisdiction Wide, All Counters, All Races w/o Pct. Comm.
 Official Results

| REP 33rd Dist State Rep | | | | |
|-------------------------|-------------|---------------|-------------|----------------|
| | Reg. Voters | Times Counted | Total Votes | Write-In Votes |
| Jurisdiction Wide | | | | |
| BS 1-1 | 328 | 118 | 3 | 3 100.00% |
| BS 2-1 | 245 | 82 | 6 | 6 100.00% |
| BS 3-1 | 365 | 77 | 5 | 5 100.00% |
| BS 4-1 | 437 | 105 | 4 | 4 100.00% |
| DE 1-1 | 9 | 4 | 0 | 0 |
| ED 1-1 | 613 | 183 | 13 | 13 100.00% |
| ED 2-1 | 102 | 18 | 0 | 0 |
| KC 9-8 | 68 | 15 | 0 | 0 |
| KC 9-9 | 56 | 20 | 2 | 2 100.00% |
| KC 9-10 | 164 | 52 | 3 | 3 100.00% |
| KC 9-11 | 116 | 35 | 1 | 1 100.00% |
| KC 9-12 | 193 | 58 | 4 | 4 100.00% |
| KC 9-13 | 141 | 38 | 1 | 1 100.00% |
| KC 9-14 | 190 | 53 | 1 | 1 100.00% |
| KC 9-16 | 393 | 84 | 7 | 7 100.00% |
| KC 12-11 | 85 | 20 | 0 | 0 |
| QC 1-1 | 18 | 6 | 0 | 0 |
| Total | 3523 | 968 | 50 | 50 100.00% |

Statement of Votes Cast
 Wyandotte County, KS
 Primary Election-8-2-16

Date:08/08/16
 Time:11:57:11
 Page:64 of 97

SOVC For Jurisdiction Wide, All Counters, All Races w/o Pct. Comm.
 Official Results

| REP 34th Dist State Rep | | | | |
|-------------------------|-------------|---------------|-------------|----------------|
| | Reg. Voters | Times Counted | Total Votes | Write-In Votes |
| Jurisdiction Wide | | | | |
| KC 1-2 | 7 | 2 | 0 | 0 |
| KC 2-3 | 3 | 1 | 0 | 0 |
| KC 2-4 | 16 | 2 | 0 | 0 |
| KC 2-5 | 23 | 3 | 0 | 0 |
| KC 3-4 | 22 | 2 | 0 | 0 |
| KC 10-3 | 4 | 0 | 0 | 0 |
| KC 10-4 | 34 | 7 | 1 | 1 100.00% |
| KC 10-5 | 95 | 38 | 0 | 0 |
| KC 11-2 | 53 | 16 | 1 | 1 100.00% |
| KC 11-3 | 96 | 25 | 1 | 1 100.00% |
| KC 11-4 | 63 | 22 | 0 | 0 |
| KC 11-5 | 99 | 29 | 2 | 2 100.00% |
| KC 11-6 | 50 | 11 | 0 | 0 |
| KC 11-7 | 72 | 17 | 0 | 0 |
| KC 11-8 | 100 | 14 | 0 | 0 |
| KC 13-4 | 17 | 3 | 0 | 0 |
| KC 13-9 | 108 | 25 | 3 | 3 100.00% |
| Total | 862 | 217 | 8 | 8 100.00% |

Statement of Votes Cast
 Wyandotte County, KS
 Primary Election-8-2-16

Date:08/08/16
 Time:11:57:11
 Page:65 of 97

SOVC For Jurisdiction Wide, All Counters, All Races w/o Pct. Comm.
 Official Results

| | REP 35th Dist State Rep | | | |
|-------------------|-------------------------|---------------|-------------|----------------|
| | Reg. Voters | Times Counted | Total Votes | Write-In Votes |
| Jurisdiction Wide | | | | |
| KC 1-1 | 8 | 1 | 0 | 0 |
| KC 2-1 | 37 | 9 | 1 | 1 100.00% |
| KC 2-2 | 10 | 1 | 0 | 0 |
| KC 3-1 | 31 | 5 | 0 | 0 |
| KC 3-2 | 14 | 3 | 0 | 0 |
| KC 3-3 | 6 | 1 | 0 | 0 |
| KC 10-1 | 23 | 2 | 1 | 1 100.00% |
| KC 10-2 | 38 | 11 | 1 | 1 100.00% |
| KC 11-1 | 62 | 16 | 0 | 0 |
| KC 13-1 | 61 | 18 | 2 | 2 100.00% |
| KC 13-2 | 92 | 35 | 4 | 4 100.00% |
| KC 13-3 | 85 | 28 | 1 | 1 100.00% |
| KC 13-5 | 96 | 29 | 1 | 1 100.00% |
| KC 13-6 | 108 | 30 | 0 | 0 |
| KC 13-7 | 107 | 31 | 0 | 0 |
| KC 13-8 | 84 | 26 | 2 | 2 100.00% |
| KC 14-2 | 61 | 26 | 1 | 1 100.00% |
| KC 14-3 | 60 | 26 | 1 | 1 100.00% |
| Total | 983 | 298 | 15 | 15 100.00% |

Statement of Votes Cast
 Wyandotte County, KS
 Primary Election-8-2-16

Date:08/08/16
 Time:11:57:11
 Page:66 of 97

SOVC For Jurisdiction Wide, All Counters, All Races w/o Pct. Comm.
 Official Results

| | REP 36th Dist State Rep | | | |
|-------------------|-------------------------|---------------|-------------|-------------|
| | Reg. Voters | Times Counted | Total Votes | Kevin Braun |
| Jurisdiction Wide | | | | |
| KC 9-15 | 0 | 0 | 0 | 0 |
| KC 11-9 | 80 | 31 | 23 | 23 100.00% |
| KC 11-10 | 110 | 43 | 32 | 32 100.00% |
| KC 11-11 | 179 | 72 | 48 | 48 100.00% |
| KC 11-12 | 47 | 12 | 8 | 8 100.00% |
| KC 14-1 | 195 | 56 | 40 | 40 100.00% |
| KC 14-4 | 95 | 34 | 21 | 21 100.00% |
| KC 14-5 | 99 | 36 | 30 | 30 100.00% |
| KC 14-6 | 157 | 52 | 37 | 37 100.00% |
| KC 14-7 | 168 | 76 | 62 | 62 100.00% |
| KC 14-8 | 150 | 69 | 50 | 50 100.00% |
| KC 14-9 | 151 | 53 | 42 | 42 100.00% |
| KC 14-10 | 398 | 122 | 78 | 78 100.00% |
| KC 14-11 | 176 | 46 | 33 | 33 100.00% |
| KC 14-12 | 379 | 132 | 94 | 94 100.00% |
| KC 14-13 | 233 | 80 | 68 | 68 100.00% |
| KC 14-14 | 434 | 140 | 94 | 94 100.00% |
| KC 14-15 | 507 | 155 | 115 | 115 100.00% |
| KC 14-16 | 96 | 36 | 24 | 24 100.00% |
| Total | 3654 | 1245 | 899 | 899 100.00% |

Statement of Votes Cast
 Wyandotte County, KS
 Primary Election-8-2-16

Date:08/08/16
 Time:11:57:11
 Page:67 of 97

SOVC For Jurisdiction Wide, All Counters, All Races w/o Pct. Comm.
 Official Results

| REP 37th Dist State Rep | | | | |
|-------------------------|-------------|---------------|-------------|----------------|
| | Reg. Voters | Times Counted | Total Votes | Write-In Votes |
| Jurisdiction Wide | | | | |
| KC 7-4 | 165 | 48 | 4 | 4 100.00% |
| KC 7-8 | 184 | 52 | 1 | 1 100.00% |
| KC 7-9 | 186 | 55 | 4 | 4 100.00% |
| KC 9-3 | 154 | 36 | 3 | 3 100.00% |
| KC 9-4 | 36 | 9 | 0 | 0 |
| KC 9-5 | 18 | 0 | 0 | 0 |
| KC 9-6 | 66 | 8 | 1 | 1 100.00% |
| KC 9-7 | 175 | 47 | 4 | 4 100.00% |
| KC 12-6 | 179 | 61 | 0 | 0 |
| KC 12-7 | 168 | 30 | 2 | 2 100.00% |
| KC 12-8 | 179 | 50 | 1 | 1 100.00% |
| KC 12-9 | 174 | 56 | 3 | 3 100.00% |
| KC 12-10 | 148 | 41 | 4 | 4 100.00% |
| Total | 1832 | 493 | 27 | 27 100.00% |

Statement of Votes Cast
 Wyandotte County, KS
 Primary Election-8-2-16

Date:08/08/16
 Time:11:57:11
 Page:68 of 97

SOVC For Jurisdiction Wide, All Counters, All Races w/o Pct. Comm.
 Official Results

| REP Div 1-29th Dist Judge | | | | |
|---------------------------|-------------|---------------|-------------|----------------|
| | Reg. Voters | Times Counted | Total Votes | Write-In Votes |
| Jurisdiction Wide | | | | |
| BS 1-1 | 328 | 118 | 4 | 4 100.00% |
| BS 2-1 | 245 | 82 | 5 | 5 100.00% |
| BS 3-1 | 365 | 77 | 6 | 6 100.00% |
| BS 4-1 | 437 | 105 | 4 | 4 100.00% |
| DE 1-1 | 9 | 4 | 0 | 0 |
| ED 1-1 | 613 | 183 | 14 | 14 100.00% |
| ED 2-1 | 102 | 18 | 0 | 0 |
| KC 1-1 | 8 | 1 | 0 | 0 |
| KC 1-2 | 7 | 2 | 0 | 0 |
| KC 1-3 | 27 | 10 | 1 | 1 100.00% |
| KC 2-1 | 37 | 9 | 1 | 1 100.00% |
| KC 2-2 | 10 | 1 | 0 | 0 |
| KC 2-3 | 3 | 1 | 0 | 0 |
| KC 2-4 | 16 | 2 | 0 | 0 |
| KC 2-5 | 23 | 3 | 1 | 1 100.00% |
| KC 3-1 | 31 | 5 | 0 | 0 |
| KC 3-2 | 14 | 3 | 0 | 0 |
| KC 3-3 | 6 | 1 | 0 | 0 |
| KC 3-4 | 22 | 2 | 0 | 0 |
| KC 4-1 | 62 | 23 | 1 | 1 100.00% |
| KC 4-2 | 26 | 4 | 0 | 0 |
| KC 4-3 | 40 | 13 | 1 | 1 100.00% |
| KC 4-4 | 107 | 25 | 1 | 1 100.00% |
| KC 5-1 | 53 | 14 | 0 | 0 |
| KC 5-2 | 31 | 6 | 1 | 1 100.00% |
| KC 5-3 | 26 | 5 | 0 | 0 |
| KC 5-4 | 30 | 2 | 0 | 0 |
| KC 5-5 | 47 | 14 | 3 | 3 100.00% |
| KC 6-1 | 79 | 12 | 1 | 1 100.00% |
| KC 6-2 | 20 | 3 | 0 | 0 |
| KC 7-1 | 83 | 19 | 1 | 1 100.00% |
| KC 7-2 | 52 | 12 | 0 | 0 |
| KC 7-3 | 58 | 15 | 1 | 1 100.00% |
| KC 7-4 | 165 | 48 | 5 | 5 100.00% |
| KC 7-5 | 22 | 9 | 0 | 0 |
| KC 7-6 | 138 | 33 | 3 | 3 100.00% |
| KC 7-7 | 31 | 8 | 0 | 0 |
| KC 7-8 | 184 | 52 | 1 | 1 100.00% |
| KC 7-9 | 186 | 55 | 5 | 5 100.00% |
| KC 8-1 | 118 | 20 | 1 | 1 100.00% |
| KC 8-2 | 89 | 21 | 2 | 2 100.00% |
| KC 8-3 | 162 | 38 | 2 | 2 100.00% |
| KC 8-4 | 117 | 31 | 1 | 1 100.00% |
| KC 9-1 | 34 | 10 | 0 | 0 |
| KC 9-2 | 90 | 29 | 1 | 1 100.00% |
| KC 9-3 | 154 | 36 | 3 | 3 100.00% |
| KC 9-4 | 36 | 9 | 1 | 1 100.00% |
| KC 9-5 | 18 | 0 | 0 | 0 |
| KC 9-6 | 66 | 8 | 1 | 1 100.00% |
| KC 9-7 | 175 | 47 | 5 | 5 100.00% |
| KC 9-8 | 68 | 15 | 0 | 0 |
| KC 9-9 | 56 | 20 | 1 | 1 100.00% |
| KC 9-10 | 164 | 52 | 2 | 2 100.00% |
| KC 9-11 | 116 | 35 | 1 | 1 100.00% |
| KC 9-12 | 193 | 58 | 6 | 6 100.00% |
| KC 9-13 | 141 | 38 | 0 | 0 |

Statement of Votes Cast
 Wyandotte County, KS
 Primary Election-8-2-16

Date:08/08/16
 Time:11:57:11
 Page:69 of 97

SOVC For Jurisdiction Wide, All Counters, All Races w/o Pct. Comm.
 Official Results

| REP Div 1-29th Dist Judge | | | | |
|---------------------------|-------------|---------------|-------------|----------------|
| | Reg. Voters | Times Counted | Total Votes | Write-In Votes |
| KC 9-14 | 190 | 53 | 1 | 1 100.00% |
| KC 9-15 | 0 | 0 | 0 | 0 |
| KC 9-16 | 393 | 84 | 0 | 0 |
| KC 10-1 | 23 | 2 | 1 | 1 100.00% |
| KC 10-2 | 38 | 11 | 1 | 1 100.00% |
| KC 10-3 | 4 | 0 | 0 | 0 |
| KC 10-4 | 34 | 7 | 1 | 1 100.00% |
| KC 10-5 | 95 | 38 | 0 | 0 |
| KC 11-1 | 62 | 16 | 0 | 0 |
| KC 11-2 | 53 | 16 | 2 | 2 100.00% |
| KC 11-3 | 96 | 25 | 0 | 0 |
| KC 11-4 | 63 | 22 | 0 | 0 |
| KC 11-5 | 99 | 29 | 2 | 2 100.00% |
| KC 11-6 | 50 | 11 | 1 | 1 100.00% |
| KC 11-7 | 72 | 17 | 0 | 0 |
| KC 11-8 | 100 | 14 | 0 | 0 |
| KC 11-9 | 80 | 31 | 1 | 1 100.00% |
| KC 11-10 | 110 | 43 | 4 | 4 100.00% |
| KC 11-11 | 179 | 72 | 2 | 2 100.00% |
| KC 11-12 | 47 | 12 | 1 | 1 100.00% |
| KC 12-1 | 158 | 35 | 1 | 1 100.00% |
| KC 12-2 | 64 | 11 | 0 | 0 |
| KC 12-3 | 173 | 28 | 1 | 1 100.00% |
| KC 12-4 | 179 | 59 | 0 | 0 |
| KC 12-5 | 178 | 44 | 1 | 1 100.00% |
| KC 12-6 | 179 | 61 | 1 | 1 100.00% |
| KC 12-7 | 168 | 30 | 2 | 2 100.00% |
| KC 12-8 | 179 | 50 | 0 | 0 |
| KC 12-9 | 174 | 56 | 2 | 2 100.00% |
| KC 12-10 | 148 | 41 | 3 | 3 100.00% |
| KC 12-11 | 85 | 20 | 0 | 0 |
| KC 13-1 | 61 | 18 | 2 | 2 100.00% |
| KC 13-2 | 92 | 35 | 4 | 4 100.00% |
| KC 13-3 | 85 | 28 | 1 | 1 100.00% |
| KC 13-4 | 17 | 3 | 0 | 0 |
| KC 13-5 | 96 | 29 | 1 | 1 100.00% |
| KC 13-6 | 108 | 30 | 1 | 1 100.00% |
| KC 13-7 | 107 | 31 | 0 | 0 |
| KC 13-8 | 84 | 26 | 2 | 2 100.00% |
| KC 13-9 | 108 | 25 | 1 | 1 100.00% |
| KC 14-1 | 195 | 56 | 2 | 2 100.00% |
| KC 14-2 | 61 | 26 | 0 | 0 |
| KC 14-3 | 60 | 26 | 0 | 0 |
| KC 14-4 | 95 | 34 | 1 | 1 100.00% |
| KC 14-5 | 99 | 36 | 2 | 2 100.00% |
| KC 14-6 | 157 | 52 | 1 | 1 100.00% |
| KC 14-7 | 168 | 76 | 4 | 4 100.00% |
| KC 14-8 | 150 | 69 | 4 | 4 100.00% |
| KC 14-9 | 151 | 53 | 4 | 4 100.00% |
| KC 14-10 | 398 | 122 | 4 | 4 100.00% |
| KC 14-11 | 176 | 46 | 5 | 5 100.00% |
| KC 14-12 | 379 | 132 | 4 | 4 100.00% |
| KC 14-13 | 233 | 80 | 0 | 0 |
| KC 14-14 | 434 | 140 | 5 | 5 100.00% |
| KC 14-15 | 507 | 155 | 7 | 7 100.00% |
| KC 14-16 | 96 | 36 | 1 | 1 100.00% |
| QC 1-1 | 18 | 6 | 0 | 0 |

Statement of Votes Cast
Wyandotte County, KS
Primary Election-8-2-16

Date:08/08/16
Time:11:57:11
Page:70 of 97

SOVC For Jurisdiction Wide, All Counters, All Races w/o Pct. Comm.
Official Results

| REP Div 1-29th Dist Judge | | | | | |
|---------------------------|----------------|------------------|----------------|----------------|---------|
| | Reg. Voters | Times Counted | Total Votes | Write-In Votes | |
| Total | 13148 | 3774 | 171 | 171 | 100.00% |

Statement of Votes Cast
 Wyandotte County, KS
 Primary Election-8-2-16

Date:08/08/16
 Time:11:57:11
 Page:71 of 97

SOVC For Jurisdiction Wide, All Counters, All Races w/o Pct. Comm.
 Official Results

| REP Div 2-29th Dist Judge | | | | |
|---------------------------|-------------|---------------|-------------|----------------|
| | Reg. Voters | Times Counted | Total Votes | Write-In Votes |
| Jurisdiction Wide | | | | |
| BS 1-1 | 328 | 118 | 2 | 2 100.00% |
| BS 2-1 | 245 | 82 | 4 | 4 100.00% |
| BS 3-1 | 365 | 77 | 6 | 6 100.00% |
| BS 4-1 | 437 | 105 | 3 | 3 100.00% |
| DE 1-1 | 9 | 4 | 0 | 0 |
| ED 1-1 | 613 | 183 | 11 | 11 100.00% |
| ED 2-1 | 102 | 18 | 0 | 0 |
| KC 1-1 | 8 | 1 | 0 | 0 |
| KC 1-2 | 7 | 2 | 0 | 0 |
| KC 1-3 | 27 | 10 | 0 | 0 |
| KC 2-1 | 37 | 9 | 1 | 1 100.00% |
| KC 2-2 | 10 | 1 | 0 | 0 |
| KC 2-3 | 3 | 1 | 0 | 0 |
| KC 2-4 | 16 | 2 | 0 | 0 |
| KC 2-5 | 23 | 3 | 0 | 0 |
| KC 3-1 | 31 | 5 | 0 | 0 |
| KC 3-2 | 14 | 3 | 0 | 0 |
| KC 3-3 | 6 | 1 | 0 | 0 |
| KC 3-4 | 22 | 2 | 0 | 0 |
| KC 4-1 | 62 | 23 | 0 | 0 |
| KC 4-2 | 26 | 4 | 1 | 1 100.00% |
| KC 4-3 | 40 | 13 | 1 | 1 100.00% |
| KC 4-4 | 107 | 25 | 1 | 1 100.00% |
| KC 5-1 | 53 | 14 | 0 | 0 |
| KC 5-2 | 31 | 6 | 1 | 1 100.00% |
| KC 5-3 | 26 | 5 | 0 | 0 |
| KC 5-4 | 30 | 2 | 0 | 0 |
| KC 5-5 | 47 | 14 | 1 | 1 100.00% |
| KC 6-1 | 79 | 12 | 1 | 1 100.00% |
| KC 6-2 | 20 | 3 | 0 | 0 |
| KC 7-1 | 83 | 19 | 0 | 0 |
| KC 7-2 | 52 | 12 | 0 | 0 |
| KC 7-3 | 58 | 15 | 1 | 1 100.00% |
| KC 7-4 | 165 | 48 | 3 | 3 100.00% |
| KC 7-5 | 22 | 9 | 0 | 0 |
| KC 7-6 | 138 | 33 | 4 | 4 100.00% |
| KC 7-7 | 31 | 8 | 0 | 0 |
| KC 7-8 | 184 | 52 | 1 | 1 100.00% |
| KC 7-9 | 186 | 55 | 5 | 5 100.00% |
| KC 8-1 | 118 | 20 | 0 | 0 |
| KC 8-2 | 89 | 21 | 1 | 1 100.00% |
| KC 8-3 | 162 | 38 | 2 | 2 100.00% |
| KC 8-4 | 117 | 31 | 1 | 1 100.00% |
| KC 9-1 | 34 | 10 | 0 | 0 |
| KC 9-2 | 90 | 29 | 1 | 1 100.00% |
| KC 9-3 | 154 | 36 | 3 | 3 100.00% |
| KC 9-4 | 36 | 9 | 0 | 0 |
| KC 9-5 | 18 | 0 | 0 | 0 |
| KC 9-6 | 66 | 8 | 1 | 1 100.00% |
| KC 9-7 | 175 | 47 | 5 | 5 100.00% |
| KC 9-8 | 68 | 15 | 0 | 0 |
| KC 9-9 | 56 | 20 | 1 | 1 100.00% |
| KC 9-10 | 164 | 52 | 2 | 2 100.00% |
| KC 9-11 | 116 | 35 | 0 | 0 |
| KC 9-12 | 193 | 58 | 6 | 6 100.00% |
| KC 9-13 | 141 | 38 | 0 | 0 |

Statement of Votes Cast
 Wyandotte County, KS
 Primary Election-8-2-16

Date:08/08/16
 Time:11:57:11
 Page:72 of 97

SOVC For Jurisdiction Wide, All Counters, All Races w/o Pct. Comm.
 Official Results

| REP Div 2-29th Dist Judge | | | | |
|---------------------------|---------------|------------------|----------------|----------------|
| | Reg Voters | Times Counted | Total Votes | Write-In Votes |
| KC 9-14 | 190 | 53 | 1 | 1 100.00% |
| KC 9-15 | 0 | 0 | 0 | 0 |
| KC 9-16 | 393 | 84 | 0 | 0 |
| KC 10-1 | 23 | 2 | 1 | 1 100.00% |
| KC 10-2 | 38 | 11 | 1 | 1 100.00% |
| KC 10-3 | 4 | 0 | 0 | 0 |
| KC 10-4 | 34 | 7 | 0 | 0 |
| KC 10-5 | 95 | 38 | 0 | 0 |
| KC 11-1 | 62 | 16 | 0 | 0 |
| KC 11-2 | 53 | 16 | 2 | 2 100.00% |
| KC 11-3 | 96 | 25 | 0 | 0 |
| KC 11-4 | 63 | 22 | 0 | 0 |
| KC 11-5 | 99 | 29 | 3 | 3 100.00% |
| KC 11-6 | 50 | 11 | 0 | 0 |
| KC 11-7 | 72 | 17 | 0 | 0 |
| KC 11-8 | 100 | 14 | 0 | 0 |
| KC 11-9 | 80 | 31 | 1 | 1 100.00% |
| KC 11-10 | 110 | 43 | 6 | 6 100.00% |
| KC 11-11 | 179 | 72 | 1 | 1 100.00% |
| KC 11-12 | 47 | 12 | 1 | 1 100.00% |
| KC 12-1 | 158 | 35 | 1 | 1 100.00% |
| KC 12-2 | 64 | 11 | 0 | 0 |
| KC 12-3 | 173 | 28 | 2 | 2 100.00% |
| KC 12-4 | 179 | 59 | 1 | 1 100.00% |
| KC 12-5 | 178 | 44 | 1 | 1 100.00% |
| KC 12-6 | 179 | 61 | 0 | 0 |
| KC 12-7 | 168 | 30 | 2 | 2 100.00% |
| KC 12-8 | 179 | 50 | 0 | 0 |
| KC 12-9 | 174 | 56 | 1 | 1 100.00% |
| KC 12-10 | 148 | 41 | 2 | 2 100.00% |
| KC 12-11 | 85 | 20 | 0 | 0 |
| KC 13-1 | 61 | 18 | 1 | 1 100.00% |
| KC 13-2 | 92 | 35 | 4 | 4 100.00% |
| KC 13-3 | 85 | 28 | 1 | 1 100.00% |
| KC 13-4 | 17 | 3 | 0 | 0 |
| KC 13-5 | 96 | 29 | 1 | 1 100.00% |
| KC 13-6 | 108 | 30 | 0 | 0 |
| KC 13-7 | 107 | 31 | 0 | 0 |
| KC 13-8 | 84 | 26 | 2 | 2 100.00% |
| KC 13-9 | 108 | 25 | 1 | 1 100.00% |
| KC 14-1 | 195 | 56 | 1 | 1 100.00% |
| KC 14-2 | 61 | 26 | 0 | 0 |
| KC 14-3 | 60 | 26 | 1 | 1 100.00% |
| KC 14-4 | 95 | 34 | 1 | 1 100.00% |
| KC 14-5 | 99 | 36 | 1 | 1 100.00% |
| KC 14-6 | 157 | 52 | 0 | 0 |
| KC 14-7 | 168 | 76 | 2 | 2 100.00% |
| KC 14-8 | 150 | 69 | 2 | 2 100.00% |
| KC 14-9 | 151 | 53 | 4 | 4 100.00% |
| KC 14-10 | 398 | 122 | 4 | 4 100.00% |
| KC 14-11 | 176 | 46 | 2 | 2 100.00% |
| KC 14-12 | 379 | 132 | 6 | 6 100.00% |
| KC 14-13 | 233 | 80 | 3 | 3 100.00% |
| KC 14-14 | 434 | 140 | 4 | 4 100.00% |
| KC 14-15 | 507 | 155 | 4 | 4 100.00% |
| KC 14-16 | 96 | 36 | 1 | 1 100.00% |
| QC 1-1 | 18 | 6 | 0 | 0 |

Statement of Votes Cast
Wyandotte County, KS
Primary Election-8-2-16

Date:08/08/16
Time:11:57:11
Page:73 of 97

SOVC For Jurisdiction Wide, All Counters, All Races w/o Pct. Comm.
Official Results

| REP Div 2-29th Dist Judge | | | | | |
|---------------------------|-------------|---------------|-------------|----------------|---------|
| | Reg. Voters | Times Counted | Total Votes | Write-In Votes | |
| Total | 13148 | 3774 | 143 | 143 | 100.00% |

Statement of Votes Cast
 Wyandotte County, KS
 Primary Election-8-2-16

Date:08/08/16
 Time:11:57:11
 Page:74 of 97

SOVC For Jurisdiction Wide, All Counters, All Races w/o Pct. Comm.
 Official Results

| REP Div 7-29th Dist Judge | | | | |
|---------------------------|-------------|---------------|-------------|----------------|
| | Reg. Voters | Times Counted | Total Votes | Write-In Votes |
| Jurisdiction Wide | | | | |
| BS 1-1 | 328 | 118 | 3 | 3 100.00% |
| BS 2-1 | 245 | 82 | 4 | 4 100.00% |
| BS 3-1 | 365 | 77 | 6 | 6 100.00% |
| BS 4-1 | 437 | 105 | 3 | 3 100.00% |
| DE 1-1 | 9 | 4 | 0 | 0 |
| ED 1-1 | 613 | 183 | 12 | 12 100.00% |
| ED 2-1 | 102 | 18 | 0 | 0 |
| KC 1-1 | 8 | 1 | 0 | 0 |
| KC 1-2 | 7 | 2 | 0 | 0 |
| KC 1-3 | 27 | 10 | 0 | 0 |
| KC 2-1 | 37 | 9 | 0 | 0 |
| KC 2-2 | 10 | 1 | 0 | 0 |
| KC 2-3 | 3 | 1 | 0 | 0 |
| KC 2-4 | 16 | 2 | 0 | 0 |
| KC 2-5 | 23 | 3 | 0 | 0 |
| KC 3-1 | 31 | 5 | 0 | 0 |
| KC 3-2 | 14 | 3 | 0 | 0 |
| KC 3-3 | 6 | 1 | 1 | 1 100.00% |
| KC 3-4 | 22 | 2 | 0 | 0 |
| KC 4-1 | 62 | 23 | 1 | 1 100.00% |
| KC 4-2 | 26 | 4 | 0 | 0 |
| KC 4-3 | 40 | 13 | 2 | 2 100.00% |
| KC 4-4 | 107 | 25 | 2 | 2 100.00% |
| KC 5-1 | 53 | 14 | 0 | 0 |
| KC 5-2 | 31 | 6 | 1 | 1 100.00% |
| KC 5-3 | 26 | 5 | 0 | 0 |
| KC 5-4 | 30 | 2 | 0 | 0 |
| KC 5-5 | 47 | 14 | 2 | 2 100.00% |
| KC 6-1 | 79 | 12 | 1 | 1 100.00% |
| KC 6-2 | 20 | 3 | 0 | 0 |
| KC 7-1 | 83 | 19 | 0 | 0 |
| KC 7-2 | 52 | 12 | 0 | 0 |
| KC 7-3 | 58 | 15 | 1 | 1 100.00% |
| KC 7-4 | 165 | 48 | 4 | 4 100.00% |
| KC 7-5 | 22 | 9 | 0 | 0 |
| KC 7-6 | 138 | 33 | 4 | 4 100.00% |
| KC 7-7 | 31 | 8 | 0 | 0 |
| KC 7-8 | 184 | 52 | 1 | 1 100.00% |
| KC 7-9 | 186 | 55 | 4 | 4 100.00% |
| KC 8-1 | 118 | 20 | 0 | 0 |
| KC 8-2 | 89 | 21 | 3 | 3 100.00% |
| KC 8-3 | 162 | 38 | 2 | 2 100.00% |
| KC 8-4 | 117 | 31 | 1 | 1 100.00% |
| KC 9-1 | 34 | 10 | 0 | 0 |
| KC 9-2 | 90 | 29 | 1 | 1 100.00% |
| KC 9-3 | 154 | 36 | 3 | 3 100.00% |
| KC 9-4 | 36 | 9 | 0 | 0 |
| KC 9-5 | 18 | 0 | 0 | 0 |
| KC 9-6 | 66 | 8 | 1 | 1 100.00% |
| KC 9-7 | 175 | 47 | 5 | 5 100.00% |
| KC 9-8 | 68 | 15 | 1 | 1 100.00% |
| KC 9-9 | 56 | 20 | 1 | 1 100.00% |
| KC 9-10 | 164 | 52 | 2 | 2 100.00% |
| KC 9-11 | 116 | 35 | 0 | 0 |
| KC 9-12 | 193 | 58 | 5 | 5 100.00% |
| KC 9-13 | 141 | 38 | 2 | 2 100.00% |

Statement of Votes Cast
 Wyandotte County, KS
 Primary Election-8-2-16

Date:08/08/16
 Time:11:57:11
 Page:75 of 97

SOVC For Jurisdiction Wide, All Counters, All Races w/o Pct. Comm.
 Official Results

| REP Div 7-29th Dist Judge | | | | |
|---------------------------|-------------|---------------|-------------|----------------|
| | Reg. Voters | Times Counted | Total Votes | Write-In Votes |
| KC 9-14 | 190 | 53 | 1 | 1 100.00% |
| KC 9-15 | 0 | 0 | 0 | 0 |
| KC 9-16 | 393 | 84 | 2 | 2 100.00% |
| KC 10-1 | 23 | 2 | 0 | 0 |
| KC 10-2 | 38 | 11 | 1 | 1 100.00% |
| KC 10-3 | 4 | 0 | 0 | 0 |
| KC 10-4 | 34 | 7 | 0 | 0 |
| KC 10-5 | 95 | 38 | 0 | 0 |
| KC 11-1 | 62 | 16 | 0 | 0 |
| KC 11-2 | 53 | 16 | 3 | 3 100.00% |
| KC 11-3 | 96 | 25 | 0 | 0 |
| KC 11-4 | 63 | 22 | 1 | 1 100.00% |
| KC 11-5 | 99 | 29 | 2 | 2 100.00% |
| KC 11-6 | 50 | 11 | 0 | 0 |
| KC 11-7 | 72 | 17 | 0 | 0 |
| KC 11-8 | 100 | 14 | 0 | 0 |
| KC 11-9 | 80 | 31 | 1 | 1 100.00% |
| KC 11-10 | 110 | 43 | 6 | 6 100.00% |
| KC 11-11 | 179 | 72 | 2 | 2 100.00% |
| KC 11-12 | 47 | 12 | 1 | 1 100.00% |
| KC 12-1 | 158 | 35 | 1 | 1 100.00% |
| KC 12-2 | 64 | 11 | 0 | 0 |
| KC 12-3 | 173 | 28 | 2 | 2 100.00% |
| KC 12-4 | 179 | 59 | 0 | 0 |
| KC 12-5 | 178 | 44 | 2 | 2 100.00% |
| KC 12-6 | 179 | 61 | 1 | 1 100.00% |
| KC 12-7 | 168 | 30 | 2 | 2 100.00% |
| KC 12-8 | 179 | 50 | 0 | 0 |
| KC 12-9 | 174 | 56 | 2 | 2 100.00% |
| KC 12-10 | 148 | 41 | 2 | 2 100.00% |
| KC 12-11 | 85 | 20 | 0 | 0 |
| KC 13-1 | 61 | 18 | 2 | 2 100.00% |
| KC 13-2 | 92 | 35 | 4 | 4 100.00% |
| KC 13-3 | 85 | 28 | 1 | 1 100.00% |
| KC 13-4 | 17 | 3 | 0 | 0 |
| KC 13-5 | 96 | 29 | 2 | 2 100.00% |
| KC 13-6 | 108 | 30 | 0 | 0 |
| KC 13-7 | 107 | 31 | 0 | 0 |
| KC 13-8 | 84 | 26 | 1 | 1 100.00% |
| KC 13-9 | 108 | 25 | 2 | 2 100.00% |
| KC 14-1 | 195 | 56 | 0 | 0 |
| KC 14-2 | 61 | 26 | 2 | 2 100.00% |
| KC 14-3 | 60 | 26 | 0 | 0 |
| KC 14-4 | 95 | 34 | 3 | 3 100.00% |
| KC 14-5 | 99 | 36 | 2 | 2 100.00% |
| KC 14-6 | 157 | 52 | 2 | 2 100.00% |
| KC 14-7 | 168 | 76 | 3 | 3 100.00% |
| KC 14-8 | 150 | 69 | 2 | 2 100.00% |
| KC 14-9 | 151 | 53 | 7 | 7 100.00% |
| KC 14-10 | 398 | 122 | 5 | 5 100.00% |
| KC 14-11 | 176 | 46 | 4 | 4 100.00% |
| KC 14-12 | 379 | 132 | 7 | 7 100.00% |
| KC 14-13 | 233 | 80 | 4 | 4 100.00% |
| KC 14-14 | 434 | 140 | 6 | 6 100.00% |
| KC 14-15 | 507 | 155 | 4 | 4 100.00% |
| KC 14-16 | 96 | 36 | 1 | 1 100.00% |
| QC 1-1 | 18 | 6 | 0 | 0 |

Statement of Votes Cast
Wyandotte County, KS
Primary Election-8-2-16

Date:08/08/16
Time:11:57:12
Page:76 of 97

SOVC For Jurisdiction Wide, All Counters, All Races w/o Pct. Comm.
Official Results

REP Div 7-29th Dist Judge

| | Reg Voters | Times Counted | Total Votes | Write-In Votes | |
|-------|---------------|------------------|----------------|----------------|---------|
| Total | 13148 | 3774 | 175 | 175 | 100.00% |

Statement of Votes Cast
 Wyandotte County, KS
 Primary Election-8-2-16

Date:08/08/16
 Time:11:57:12
 Page:77 of 97

SOVC For Jurisdiction Wide, All Counters, All Races w/o Pct. Comm.
 Official Results

| REP Div 8-29th Dist Judge | | | | |
|---------------------------|------------|---------------|-------------|----------------|
| | Reg Voters | Times Counted | Total Votes | Write-In Votes |
| Jurisdiction Wide | | | | |
| BS 1-1 | 328 | 118 | 3 | 3 100.00% |
| BS 2-1 | 245 | 82 | 4 | 4 100.00% |
| BS 3-1 | 365 | 77 | 5 | 5 100.00% |
| BS 4-1 | 437 | 105 | 3 | 3 100.00% |
| DE 1-1 | 9 | 4 | 0 | 0 |
| ED 1-1 | 613 | 183 | 11 | 11 100.00% |
| ED 2-1 | 102 | 18 | 0 | 0 |
| KC 1-1 | 8 | 1 | 0 | 0 |
| KC 1-2 | 7 | 2 | 0 | 0 |
| KC 1-3 | 27 | 10 | 0 | 0 |
| KC 2-1 | 37 | 9 | 1 | 1 100.00% |
| KC 2-2 | 10 | 1 | 0 | 0 |
| KC 2-3 | 3 | 1 | 0 | 0 |
| KC 2-4 | 16 | 2 | 0 | 0 |
| KC 2-5 | 23 | 3 | 0 | 0 |
| KC 3-1 | 31 | 5 | 0 | 0 |
| KC 3-2 | 14 | 3 | 0 | 0 |
| KC 3-3 | 6 | 1 | 0 | 0 |
| KC 3-4 | 22 | 2 | 0 | 0 |
| KC 4-1 | 62 | 23 | 1 | 1 100.00% |
| KC 4-2 | 26 | 4 | 0 | 0 |
| KC 4-3 | 40 | 13 | 2 | 2 100.00% |
| KC 4-4 | 107 | 25 | 1 | 1 100.00% |
| KC 5-1 | 53 | 14 | 0 | 0 |
| KC 5-2 | 31 | 6 | 1 | 1 100.00% |
| KC 5-3 | 26 | 5 | 0 | 0 |
| KC 5-4 | 30 | 2 | 0 | 0 |
| KC 5-5 | 47 | 14 | 1 | 1 100.00% |
| KC 6-1 | 79 | 12 | 1 | 1 100.00% |
| KC 6-2 | 20 | 3 | 0 | 0 |
| KC 7-1 | 83 | 19 | 1 | 1 100.00% |
| KC 7-2 | 52 | 12 | 0 | 0 |
| KC 7-3 | 58 | 15 | 1 | 1 100.00% |
| KC 7-4 | 165 | 48 | 2 | 2 100.00% |
| KC 7-5 | 22 | 9 | 0 | 0 |
| KC 7-6 | 138 | 33 | 2 | 2 100.00% |
| KC 7-7 | 31 | 8 | 0 | 0 |
| KC 7-8 | 184 | 52 | 1 | 1 100.00% |
| KC 7-9 | 186 | 55 | 4 | 4 100.00% |
| KC 8-1 | 118 | 20 | 0 | 0 |
| KC 8-2 | 89 | 21 | 2 | 2 100.00% |
| KC 8-3 | 162 | 38 | 1 | 1 100.00% |
| KC 8-4 | 117 | 31 | 1 | 1 100.00% |
| KC 9-1 | 34 | 10 | 0 | 0 |
| KC 9-2 | 90 | 29 | 1 | 1 100.00% |
| KC 9-3 | 154 | 36 | 3 | 3 100.00% |
| KC 9-4 | 36 | 9 | 0 | 0 |
| KC 9-5 | 18 | 0 | 0 | 0 |
| KC 9-6 | 66 | 8 | 1 | 1 100.00% |
| KC 9-7 | 175 | 47 | 5 | 5 100.00% |
| KC 9-8 | 68 | 15 | 0 | 0 |
| KC 9-9 | 56 | 20 | 1 | 1 100.00% |
| KC 9-10 | 164 | 52 | 2 | 2 100.00% |
| KC 9-11 | 116 | 35 | 0 | 0 |
| KC 9-12 | 193 | 58 | 5 | 5 100.00% |
| KC 9-13 | 141 | 38 | 0 | 0 |

Statement of Votes Cast
 Wyandotte County, KS
 Primary Election-8-2-16

Date:08/08/16
 Time:11:57:12
 Page:78 of 97

SOVC For Jurisdiction Wide, All Counters, All Races w/o Pct. Comm.
 Official Results

| REP Div 8-29th Dist Judge | | | | |
|---------------------------|-------------|---------------|-------------|----------------|
| | Reg. Voters | Times Counted | Total Votes | Write-In Votes |
| KC 9-14 | 190 | 53 | 1 | 1 100.00% |
| KC 9-15 | 0 | 0 | 0 | 0 |
| KC 9-16 | 393 | 84 | 0 | 0 |
| KC 10-1 | 23 | 2 | 0 | 0 |
| KC 10-2 | 38 | 11 | 1 | 1 100.00% |
| KC 10-3 | 4 | 0 | 0 | 0 |
| KC 10-4 | 34 | 7 | 0 | 0 |
| KC 10-5 | 95 | 38 | 0 | 0 |
| KC 11-1 | 62 | 16 | 0 | 0 |
| KC 11-2 | 53 | 16 | 3 | 3 100.00% |
| KC 11-3 | 96 | 25 | 0 | 0 |
| KC 11-4 | 63 | 22 | 0 | 0 |
| KC 11-5 | 99 | 29 | 2 | 2 100.00% |
| KC 11-6 | 50 | 11 | 0 | 0 |
| KC 11-7 | 72 | 17 | 0 | 0 |
| KC 11-8 | 100 | 14 | 0 | 0 |
| KC 11-9 | 80 | 31 | 1 | 1 100.00% |
| KC 11-10 | 110 | 43 | 5 | 5 100.00% |
| KC 11-11 | 179 | 72 | 2 | 2 100.00% |
| KC 11-12 | 47 | 12 | 1 | 1 100.00% |
| KC 12-1 | 158 | 35 | 1 | 1 100.00% |
| KC 12-2 | 64 | 11 | 0 | 0 |
| KC 12-3 | 173 | 28 | 0 | 0 |
| KC 12-4 | 179 | 59 | 0 | 0 |
| KC 12-5 | 178 | 44 | 1 | 1 100.00% |
| KC 12-6 | 179 | 61 | 0 | 0 |
| KC 12-7 | 168 | 30 | 2 | 2 100.00% |
| KC 12-8 | 179 | 50 | 0 | 0 |
| KC 12-9 | 174 | 56 | 2 | 2 100.00% |
| KC 12-10 | 148 | 41 | 2 | 2 100.00% |
| KC 12-11 | 85 | 20 | 1 | 1 100.00% |
| KC 13-1 | 61 | 18 | 1 | 1 100.00% |
| KC 13-2 | 92 | 35 | 4 | 4 100.00% |
| KC 13-3 | 85 | 28 | 1 | 1 100.00% |
| KC 13-4 | 17 | 3 | 0 | 0 |
| KC 13-5 | 96 | 29 | 1 | 1 100.00% |
| KC 13-6 | 108 | 30 | 0 | 0 |
| KC 13-7 | 107 | 31 | 0 | 0 |
| KC 13-8 | 84 | 26 | 1 | 1 100.00% |
| KC 13-9 | 108 | 25 | 2 | 2 100.00% |
| KC 14-1 | 195 | 56 | 0 | 0 |
| KC 14-2 | 61 | 26 | 0 | 0 |
| KC 14-3 | 60 | 26 | 0 | 0 |
| KC 14-4 | 95 | 34 | 1 | 1 100.00% |
| KC 14-5 | 99 | 36 | 1 | 1 100.00% |
| KC 14-6 | 157 | 52 | 1 | 1 100.00% |
| KC 14-7 | 168 | 76 | 2 | 2 100.00% |
| KC 14-8 | 150 | 69 | 2 | 2 100.00% |
| KC 14-9 | 151 | 53 | 4 | 4 100.00% |
| KC 14-10 | 398 | 122 | 4 | 4 100.00% |
| KC 14-11 | 176 | 46 | 2 | 2 100.00% |
| KC 14-12 | 379 | 132 | 6 | 6 100.00% |
| KC 14-13 | 233 | 80 | 2 | 2 100.00% |
| KC 14-14 | 434 | 140 | 6 | 6 100.00% |
| KC 14-15 | 507 | 155 | 2 | 2 100.00% |
| KC 14-16 | 96 | 36 | 1 | 1 100.00% |
| QC 1-1 | 18 | 6 | 0 | 0 |

Statement of Votes Cast
Wyandotte County, KS
Primary Election-8-2-16

Date:08/08/16
Time:11:57:12
Page:79 of 97

SOVC For Jurisdiction Wide, All Counters, All Races w/o Pct. Comm.
Official Results

| REP Div 8-29th Dist Judge | | | | | |
|---------------------------|----------------|------------------|----------------|----------------|---------|
| | Reg. Voters | Times Counted | Total Votes | Write-In Votes | |
| Total | 13148 | 3774 | 136 | 136 | 100.00% |

Statement of Votes Cast
 Wyandotte County, KS
 Primary Election-8-2-16

Date:08/08/16
 Time:11:57:12
 Page:80 of 97

SOVC For Jurisdiction Wide, All Counters, All Races w/o Pct. Comm.
 Official Results

| REP Div 9-29th Dist Judge | | | | |
|---------------------------|---------------|------------------|----------------|----------------|
| | Reg Voters | Times Counted | Total Votes | Write-In Votes |
| Jurisdiction Wide | | | | |
| BS 1-1 | 328 | 118 | 2 | 2 100.00% |
| BS 2-1 | 245 | 82 | 4 | 4 100.00% |
| BS 3-1 | 365 | 77 | 5 | 5 100.00% |
| BS 4-1 | 437 | 105 | 2 | 2 100.00% |
| DE 1-1 | 9 | 4 | 0 | 0 |
| ED 1-1 | 613 | 183 | 12 | 12 100.00% |
| ED 2-1 | 102 | 18 | 0 | 0 |
| KC 1-1 | 8 | 1 | 0 | 0 |
| KC 1-2 | 7 | 2 | 0 | 0 |
| KC 1-3 | 27 | 10 | 0 | 0 |
| KC 2-1 | 37 | 9 | 1 | 1 100.00% |
| KC 2-2 | 10 | 1 | 0 | 0 |
| KC 2-3 | 3 | 1 | 0 | 0 |
| KC 2-4 | 16 | 2 | 0 | 0 |
| KC 2-5 | 23 | 3 | 0 | 0 |
| KC 3-1 | 31 | 5 | 0 | 0 |
| KC 3-2 | 14 | 3 | 0 | 0 |
| KC 3-3 | 6 | 1 | 0 | 0 |
| KC 3-4 | 22 | 2 | 0 | 0 |
| KC 4-1 | 62 | 23 | 2 | 2 100.00% |
| KC 4-2 | 26 | 4 | 0 | 0 |
| KC 4-3 | 40 | 13 | 3 | 3 100.00% |
| KC 4-4 | 107 | 25 | 1 | 1 100.00% |
| KC 5-1 | 53 | 14 | 0 | 0 |
| KC 5-2 | 31 | 6 | 1 | 1 100.00% |
| KC 5-3 | 26 | 5 | 0 | 0 |
| KC 5-4 | 30 | 2 | 0 | 0 |
| KC 5-5 | 47 | 14 | 1 | 1 100.00% |
| KC 6-1 | 79 | 12 | 1 | 1 100.00% |
| KC 6-2 | 20 | 3 | 0 | 0 |
| KC 7-1 | 83 | 19 | 0 | 0 |
| KC 7-2 | 52 | 12 | 0 | 0 |
| KC 7-3 | 58 | 15 | 1 | 1 100.00% |
| KC 7-4 | 165 | 48 | 2 | 2 100.00% |
| KC 7-5 | 22 | 9 | 0 | 0 |
| KC 7-6 | 138 | 33 | 3 | 3 100.00% |
| KC 7-7 | 31 | 8 | 0 | 0 |
| KC 7-8 | 184 | 52 | 1 | 1 100.00% |
| KC 7-9 | 186 | 55 | 4 | 4 100.00% |
| KC 8-1 | 118 | 20 | 1 | 1 100.00% |
| KC 8-2 | 89 | 21 | 2 | 2 100.00% |
| KC 8-3 | 162 | 38 | 1 | 1 100.00% |
| KC 8-4 | 117 | 31 | 1 | 1 100.00% |
| KC 9-1 | 34 | 10 | 0 | 0 |
| KC 9-2 | 90 | 29 | 1 | 1 100.00% |
| KC 9-3 | 154 | 36 | 3 | 3 100.00% |
| KC 9-4 | 36 | 9 | 0 | 0 |
| KC 9-5 | 18 | 0 | 0 | 0 |
| KC 9-6 | 66 | 8 | 1 | 1 100.00% |
| KC 9-7 | 175 | 47 | 5 | 5 100.00% |
| KC 9-8 | 68 | 15 | 0 | 0 |
| KC 9-9 | 56 | 20 | 2 | 2 100.00% |
| KC 9-10 | 164 | 52 | 2 | 2 100.00% |
| KC 9-11 | 116 | 35 | 1 | 1 100.00% |
| KC 9-12 | 193 | 58 | 5 | 5 100.00% |
| KC 9-13 | 141 | 38 | 0 | 0 |

Statement of Votes Cast
 Wyandotte County, KS
 Primary Election-8-2-16

Date:08/08/16
 Time:11:57:12
 Page:81 of 97

SOVC For Jurisdiction Wide, All Counters, All Races w/o Pct. Comm.
 Official Results

| REP Div 9-29th Dist Judge | | | | |
|---------------------------|-------------|---------------|-------------|----------------|
| | Reg. Voters | Times Counted | Total Votes | Write-In Votes |
| KC 9-14 | 190 | 53 | 1 | 1 100.00% |
| KC 9-15 | 0 | 0 | 0 | 0 |
| KC 9-16 | 393 | 84 | 2 | 2 100.00% |
| KC 10-1 | 23 | 2 | 0 | 0 |
| KC 10-2 | 38 | 11 | 1 | 1 100.00% |
| KC 10-3 | 4 | 0 | 0 | 0 |
| KC 10-4 | 34 | 7 | 0 | 0 |
| KC 10-5 | 95 | 38 | 0 | 0 |
| KC 11-1 | 62 | 16 | 0 | 0 |
| KC 11-2 | 53 | 16 | 3 | 3 100.00% |
| KC 11-3 | 96 | 25 | 0 | 0 |
| KC 11-4 | 63 | 22 | 0 | 0 |
| KC 11-5 | 99 | 29 | 1 | 1 100.00% |
| KC 11-6 | 50 | 11 | 0 | 0 |
| KC 11-7 | 72 | 17 | 0 | 0 |
| KC 11-8 | 100 | 14 | 0 | 0 |
| KC 11-9 | 80 | 31 | 1 | 1 100.00% |
| KC 11-10 | 110 | 43 | 5 | 5 100.00% |
| KC 11-11 | 179 | 72 | 2 | 2 100.00% |
| KC 11-12 | 47 | 12 | 1 | 1 100.00% |
| KC 12-1 | 158 | 35 | 1 | 1 100.00% |
| KC 12-2 | 64 | 11 | 0 | 0 |
| KC 12-3 | 173 | 28 | 1 | 1 100.00% |
| KC 12-4 | 179 | 59 | 1 | 1 100.00% |
| KC 12-5 | 178 | 44 | 1 | 1 100.00% |
| KC 12-6 | 179 | 61 | 1 | 1 100.00% |
| KC 12-7 | 168 | 30 | 2 | 2 100.00% |
| KC 12-8 | 179 | 50 | 2 | 2 100.00% |
| KC 12-9 | 174 | 56 | 2 | 2 100.00% |
| KC 12-10 | 148 | 41 | 2 | 2 100.00% |
| KC 12-11 | 85 | 20 | 0 | 0 |
| KC 13-1 | 61 | 18 | 1 | 1 100.00% |
| KC 13-2 | 92 | 35 | 4 | 4 100.00% |
| KC 13-3 | 85 | 28 | 1 | 1 100.00% |
| KC 13-4 | 17 | 3 | 0 | 0 |
| KC 13-5 | 96 | 29 | 2 | 2 100.00% |
| KC 13-6 | 108 | 30 | 0 | 0 |
| KC 13-7 | 107 | 31 | 0 | 0 |
| KC 13-8 | 84 | 26 | 1 | 1 100.00% |
| KC 13-9 | 108 | 25 | 2 | 2 100.00% |
| KC 14-1 | 195 | 56 | 1 | 1 100.00% |
| KC 14-2 | 61 | 26 | 0 | 0 |
| KC 14-3 | 60 | 26 | 0 | 0 |
| KC 14-4 | 95 | 34 | 0 | 0 |
| KC 14-5 | 99 | 36 | 1 | 1 100.00% |
| KC 14-6 | 157 | 52 | 2 | 2 100.00% |
| KC 14-7 | 168 | 76 | 3 | 3 100.00% |
| KC 14-8 | 150 | 69 | 2 | 2 100.00% |
| KC 14-9 | 151 | 53 | 2 | 2 100.00% |
| KC 14-10 | 398 | 122 | 4 | 4 100.00% |
| KC 14-11 | 176 | 46 | 2 | 2 100.00% |
| KC 14-12 | 379 | 132 | 6 | 6 100.00% |
| KC 14-13 | 233 | 80 | 1 | 1 100.00% |
| KC 14-14 | 434 | 140 | 7 | 7 100.00% |
| KC 14-15 | 507 | 155 | 3 | 3 100.00% |
| KC 14-16 | 96 | 36 | 2 | 2 100.00% |
| QC 1-1 | 18 | 6 | 0 | 0 |

Statement of Votes Cast
Wyandotte County, KS
Primary Election-8-2-16

Date:08/08/16
Time:11:57:12
Page:82 of 97

SOVC For Jurisdiction Wide, All Counters, All Races w/o Pct. Comm.
Official Results

REP Div 9-29th Dist Judge

| | Reg. Voters | Times Counted | Total Votes | Write-In Votes | |
|-------|----------------|------------------|----------------|----------------|---------|
| Total | 13148 | 3774 | 148 | 148 | 100.00% |

Statement of Votes Cast
 Wyandotte County, KS
 Primary Election-8-2-16

Date:08/08/16
 Time:11:57:12
 Page:83 of 97

SOVC For Jurisdiction Wide, All Counters, All Races w/o Pct. Comm.
 Official Results

| REP Div13-29th Dist Judge | | | | |
|---------------------------|---------------|------------------|----------------|----------------|
| | Reg Voters | Times Counted | Total Votes | Write-In Votes |
| Jurisdiction Wide | | | | |
| BS 1-1 | 328 | 118 | 3 | 3 100.00% |
| BS 2-1 | 245 | 82 | 4 | 4 100.00% |
| BS 3-1 | 365 | 77 | 6 | 6 100.00% |
| BS 4-1 | 437 | 105 | 2 | 2 100.00% |
| DE 1-1 | 9 | 4 | 0 | 0 |
| ED 1-1 | 613 | 183 | 15 | 15 100.00% |
| ED 2-1 | 102 | 18 | 0 | 0 |
| KC 1-1 | 8 | 1 | 0 | 0 |
| KC 1-2 | 7 | 2 | 0 | 0 |
| KC 1-3 | 27 | 10 | 0 | 0 |
| KC 2-1 | 37 | 9 | 1 | 1 100.00% |
| KC 2-2 | 10 | 1 | 0 | 0 |
| KC 2-3 | 3 | 1 | 0 | 0 |
| KC 2-4 | 16 | 2 | 0 | 0 |
| KC 2-5 | 23 | 3 | 0 | 0 |
| KC 3-1 | 31 | 5 | 0 | 0 |
| KC 3-2 | 14 | 3 | 0 | 0 |
| KC 3-3 | 6 | 1 | 0 | 0 |
| KC 3-4 | 22 | 2 | 0 | 0 |
| KC 4-1 | 62 | 23 | 1 | 1 100.00% |
| KC 4-2 | 26 | 4 | 1 | 1 100.00% |
| KC 4-3 | 40 | 13 | 2 | 2 100.00% |
| KC 4-4 | 107 | 25 | 2 | 2 100.00% |
| KC 5-1 | 53 | 14 | 1 | 1 100.00% |
| KC 5-2 | 31 | 6 | 1 | 1 100.00% |
| KC 5-3 | 26 | 5 | 0 | 0 |
| KC 5-4 | 30 | 2 | 0 | 0 |
| KC 5-5 | 47 | 14 | 1 | 1 100.00% |
| KC 6-1 | 79 | 12 | 1 | 1 100.00% |
| KC 6-2 | 20 | 3 | 1 | 1 100.00% |
| KC 7-1 | 83 | 19 | 0 | 0 |
| KC 7-2 | 52 | 12 | 0 | 0 |
| KC 7-3 | 58 | 15 | 1 | 1 100.00% |
| KC 7-4 | 165 | 48 | 3 | 3 100.00% |
| KC 7-5 | 22 | 9 | 0 | 0 |
| KC 7-6 | 138 | 33 | 2 | 2 100.00% |
| KC 7-7 | 31 | 8 | 0 | 0 |
| KC 7-8 | 184 | 52 | 1 | 1 100.00% |
| KC 7-9 | 186 | 55 | 5 | 5 100.00% |
| KC 8-1 | 118 | 20 | 0 | 0 |
| KC 8-2 | 89 | 21 | 2 | 2 100.00% |
| KC 8-3 | 162 | 38 | 2 | 2 100.00% |
| KC 8-4 | 117 | 31 | 2 | 2 100.00% |
| KC 9-1 | 34 | 10 | 0 | 0 |
| KC 9-2 | 90 | 29 | 1 | 1 100.00% |
| KC 9-3 | 154 | 36 | 3 | 3 100.00% |
| KC 9-4 | 36 | 9 | 0 | 0 |
| KC 9-5 | 18 | 0 | 0 | 0 |
| KC 9-6 | 66 | 8 | 1 | 1 100.00% |
| KC 9-7 | 175 | 47 | 4 | 4 100.00% |
| KC 9-8 | 68 | 15 | 1 | 1 100.00% |
| KC 9-9 | 56 | 20 | 1 | 1 100.00% |
| KC 9-10 | 164 | 52 | 2 | 2 100.00% |
| KC 9-11 | 116 | 35 | 0 | 0 |
| KC 9-12 | 193 | 58 | 5 | 5 100.00% |
| KC 9-13 | 141 | 38 | 0 | 0 |

Statement of Votes Cast
 Wyandotte County, KS
 Primary Election-8-2-16

Date:08/08/16
 Time:11:57:12
 Page:84 of 97

SOVC For Jurisdiction Wide, All Counters, All Races w/o Pct. Comm.
 Official Results

| REP Div13-29th Dist Judge | | | | |
|---------------------------|-------------|---------------|-------------|----------------|
| | Reg. Voters | Times Counted | Total Votes | Write-In Votes |
| KC 9-14 | 190 | 53 | 1 | 1 100.00% |
| KC 9-15 | 0 | 0 | 0 | 0 |
| KC 9-16 | 393 | 84 | 1 | 1 100.00% |
| KC 10-1 | 23 | 2 | 0 | 0 |
| KC 10-2 | 38 | 11 | 1 | 1 100.00% |
| KC 10-3 | 4 | 0 | 0 | 0 |
| KC 10-4 | 34 | 7 | 0 | 0 |
| KC 10-5 | 95 | 38 | 0 | 0 |
| KC 11-1 | 62 | 16 | 0 | 0 |
| KC 11-2 | 53 | 16 | 3 | 3 100.00% |
| KC 11-3 | 96 | 25 | 0 | 0 |
| KC 11-4 | 63 | 22 | 0 | 0 |
| KC 11-5 | 99 | 29 | 2 | 2 100.00% |
| KC 11-6 | 50 | 11 | 0 | 0 |
| KC 11-7 | 72 | 17 | 0 | 0 |
| KC 11-8 | 100 | 14 | 0 | 0 |
| KC 11-9 | 80 | 31 | 1 | 1 100.00% |
| KC 11-10 | 110 | 43 | 4 | 4 100.00% |
| KC 11-11 | 179 | 72 | 3 | 3 100.00% |
| KC 11-12 | 47 | 12 | 1 | 1 100.00% |
| KC 12-1 | 158 | 35 | 1 | 1 100.00% |
| KC 12-2 | 64 | 11 | 0 | 0 |
| KC 12-3 | 173 | 28 | 2 | 2 100.00% |
| KC 12-4 | 179 | 59 | 0 | 0 |
| KC 12-5 | 178 | 44 | 4 | 4 100.00% |
| KC 12-6 | 179 | 61 | 0 | 0 |
| KC 12-7 | 168 | 30 | 2 | 2 100.00% |
| KC 12-8 | 179 | 50 | 0 | 0 |
| KC 12-9 | 174 | 56 | 2 | 2 100.00% |
| KC 12-10 | 148 | 41 | 4 | 4 100.00% |
| KC 12-11 | 85 | 20 | 1 | 1 100.00% |
| KC 13-1 | 61 | 18 | 2 | 2 100.00% |
| KC 13-2 | 92 | 35 | 4 | 4 100.00% |
| KC 13-3 | 85 | 28 | 1 | 1 100.00% |
| KC 13-4 | 17 | 3 | 0 | 0 |
| KC 13-5 | 96 | 29 | 1 | 1 100.00% |
| KC 13-6 | 108 | 30 | 0 | 0 |
| KC 13-7 | 107 | 31 | 0 | 0 |
| KC 13-8 | 84 | 26 | 1 | 1 100.00% |
| KC 13-9 | 108 | 25 | 2 | 2 100.00% |
| KC 14-1 | 195 | 56 | 1 | 1 100.00% |
| KC 14-2 | 61 | 26 | 0 | 0 |
| KC 14-3 | 60 | 26 | 1 | 1 100.00% |
| KC 14-4 | 95 | 34 | 1 | 1 100.00% |
| KC 14-5 | 99 | 36 | 1 | 1 100.00% |
| KC 14-6 | 157 | 52 | 1 | 1 100.00% |
| KC 14-7 | 168 | 76 | 2 | 2 100.00% |
| KC 14-8 | 150 | 69 | 3 | 3 100.00% |
| KC 14-9 | 151 | 53 | 5 | 5 100.00% |
| KC 14-10 | 398 | 122 | 5 | 5 100.00% |
| KC 14-11 | 176 | 46 | 3 | 3 100.00% |
| KC 14-12 | 379 | 132 | 7 | 7 100.00% |
| KC 14-13 | 233 | 80 | 3 | 3 100.00% |
| KC 14-14 | 434 | 140 | 6 | 6 100.00% |
| KC 14-15 | 507 | 155 | 2 | 2 100.00% |
| KC 14-16 | 96 | 36 | 1 | 1 100.00% |
| QC 1-1 | 18 | 6 | 0 | 0 |

Statement of Votes Cast
Wyandotte County, KS
Primary Election-8-2-16

Date:08/08/16
Time:11:57:12
Page:85 of 97

SOVC For Jurisdiction Wide, All Counters, All Races w/o Pct. Comm.
Official Results

REP Div13-29th Dist Judge

| | Reg. Voters | Times Counted | Total Votes | Write-In Votes | |
|-------|----------------|------------------|----------------|----------------|---------|
| Total | 13148 | 3774 | 164 | 164 | 100.00% |

Statement of Votes Cast
 Wyandotte County, KS
 Primary Election-8-2-16

Date:08/08/16
 Time:11:57:12
 Page:86 of 97

SOVC For Jurisdiction Wide, All Counters, All Races w/o Pct. Comm.
 Official Results

| REP Div14-29th Dist Judge | | | | |
|---------------------------|-------------|---------------|-------------|----------------|
| | Reg. Voters | Times Counted | Total Votes | Write-In Votes |
| Jurisdiction Wide | | | | |
| BS 1-1 | 328 | 118 | 2 | 2 100.00% |
| BS 2-1 | 245 | 82 | 4 | 4 100.00% |
| BS 3-1 | 365 | 77 | 6 | 6 100.00% |
| BS 4-1 | 437 | 105 | 2 | 2 100.00% |
| DE 1-1 | 9 | 4 | 0 | 0 |
| ED 1-1 | 613 | 183 | 11 | 11 100.00% |
| ED 2-1 | 102 | 18 | 0 | 0 |
| KC 1-1 | 8 | 1 | 0 | 0 |
| KC 1-2 | 7 | 2 | 0 | 0 |
| KC 1-3 | 27 | 10 | 0 | 0 |
| KC 2-1 | 37 | 9 | 1 | 1 100.00% |
| KC 2-2 | 10 | 1 | 0 | 0 |
| KC 2-3 | 3 | 1 | 0 | 0 |
| KC 2-4 | 16 | 2 | 0 | 0 |
| KC 2-5 | 23 | 3 | 0 | 0 |
| KC 3-1 | 31 | 5 | 0 | 0 |
| KC 3-2 | 14 | 3 | 0 | 0 |
| KC 3-3 | 6 | 1 | 0 | 0 |
| KC 3-4 | 22 | 2 | 0 | 0 |
| KC 4-1 | 62 | 23 | 1 | 1 100.00% |
| KC 4-2 | 26 | 4 | 0 | 0 |
| KC 4-3 | 40 | 13 | 2 | 2 100.00% |
| KC 4-4 | 107 | 25 | 1 | 1 100.00% |
| KC 5-1 | 53 | 14 | 0 | 0 |
| KC 5-2 | 31 | 6 | 1 | 1 100.00% |
| KC 5-3 | 26 | 5 | 0 | 0 |
| KC 5-4 | 30 | 2 | 0 | 0 |
| KC 5-5 | 47 | 14 | 1 | 1 100.00% |
| KC 6-1 | 79 | 12 | 1 | 1 100.00% |
| KC 6-2 | 20 | 3 | 0 | 0 |
| KC 7-1 | 83 | 19 | 0 | 0 |
| KC 7-2 | 52 | 12 | 0 | 0 |
| KC 7-3 | 58 | 15 | 1 | 1 100.00% |
| KC 7-4 | 165 | 48 | 3 | 3 100.00% |
| KC 7-5 | 22 | 9 | 0 | 0 |
| KC 7-6 | 138 | 33 | 3 | 3 100.00% |
| KC 7-7 | 31 | 8 | 0 | 0 |
| KC 7-8 | 184 | 52 | 1 | 1 100.00% |
| KC 7-9 | 186 | 55 | 4 | 4 100.00% |
| KC 8-1 | 118 | 20 | 0 | 0 |
| KC 8-2 | 89 | 21 | 3 | 3 100.00% |
| KC 8-3 | 162 | 38 | 1 | 1 100.00% |
| KC 8-4 | 117 | 31 | 1 | 1 100.00% |
| KC 9-1 | 34 | 10 | 0 | 0 |
| KC 9-2 | 90 | 29 | 1 | 1 100.00% |
| KC 9-3 | 154 | 36 | 3 | 3 100.00% |
| KC 9-4 | 36 | 9 | 0 | 0 |
| KC 9-5 | 18 | 0 | 0 | 0 |
| KC 9-6 | 66 | 8 | 1 | 1 100.00% |
| KC 9-7 | 175 | 47 | 4 | 4 100.00% |
| KC 9-8 | 68 | 15 | 0 | 0 |
| KC 9-9 | 56 | 20 | 1 | 1 100.00% |
| KC 9-10 | 164 | 52 | 2 | 2 100.00% |
| KC 9-11 | 116 | 35 | 0 | 0 |
| KC 9-12 | 193 | 58 | 4 | 4 100.00% |
| KC 9-13 | 141 | 38 | 0 | 0 |

Statement of Votes Cast
 Wyandotte County, KS
 Primary Election-8-2-16

Date:08/08/16
 Time:11:57:12
 Page:87 of 97

SOVC For Jurisdiction Wide, All Counters, All Races w/o Pct. Comm.
 Official Results

| REP Div14-29th Dist Judge | | | | |
|---------------------------|-------------|---------------|-------------|----------------|
| | Reg. Voters | Times Counted | Total Votes | Write-In Votes |
| KC 9-14 | 190 | 53 | 1 | 1 100.00% |
| KC 9-15 | 0 | 0 | 0 | 0 |
| KC 9-16 | 393 | 84 | 0 | 0 |
| KC 10-1 | 23 | 2 | 0 | 0 |
| KC 10-2 | 38 | 11 | 1 | 1 100.00% |
| KC 10-3 | 4 | 0 | 0 | 0 |
| KC 10-4 | 34 | 7 | 0 | 0 |
| KC 10-5 | 95 | 38 | 0 | 0 |
| KC 11-1 | 62 | 16 | 0 | 0 |
| KC 11-2 | 53 | 16 | 3 | 3 100.00% |
| KC 11-3 | 96 | 25 | 0 | 0 |
| KC 11-4 | 63 | 22 | 0 | 0 |
| KC 11-5 | 99 | 29 | 1 | 1 100.00% |
| KC 11-6 | 50 | 11 | 0 | 0 |
| KC 11-7 | 72 | 17 | 0 | 0 |
| KC 11-8 | 100 | 14 | 0 | 0 |
| KC 11-9 | 80 | 31 | 1 | 1 100.00% |
| KC 11-10 | 110 | 43 | 4 | 4 100.00% |
| KC 11-11 | 179 | 72 | 2 | 2 100.00% |
| KC 11-12 | 47 | 12 | 1 | 1 100.00% |
| KC 12-1 | 158 | 35 | 1 | 1 100.00% |
| KC 12-2 | 64 | 11 | 0 | 0 |
| KC 12-3 | 173 | 28 | 1 | 1 100.00% |
| KC 12-4 | 179 | 59 | 0 | 0 |
| KC 12-5 | 178 | 44 | 1 | 1 100.00% |
| KC 12-6 | 179 | 61 | 0 | 0 |
| KC 12-7 | 168 | 30 | 2 | 2 100.00% |
| KC 12-8 | 179 | 50 | 0 | 0 |
| KC 12-9 | 174 | 56 | 2 | 2 100.00% |
| KC 12-10 | 148 | 41 | 2 | 2 100.00% |
| KC 12-11 | 85 | 20 | 0 | 0 |
| KC 13-1 | 61 | 18 | 1 | 1 100.00% |
| KC 13-2 | 92 | 35 | 4 | 4 100.00% |
| KC 13-3 | 85 | 28 | 1 | 1 100.00% |
| KC 13-4 | 17 | 3 | 0 | 0 |
| KC 13-5 | 96 | 29 | 1 | 1 100.00% |
| KC 13-6 | 108 | 30 | 0 | 0 |
| KC 13-7 | 107 | 31 | 0 | 0 |
| KC 13-8 | 84 | 26 | 1 | 1 100.00% |
| KC 13-9 | 108 | 25 | 2 | 2 100.00% |
| KC 14-1 | 195 | 56 | 1 | 1 100.00% |
| KC 14-2 | 61 | 26 | 0 | 0 |
| KC 14-3 | 60 | 26 | 0 | 0 |
| KC 14-4 | 95 | 34 | 1 | 1 100.00% |
| KC 14-5 | 99 | 36 | 1 | 1 100.00% |
| KC 14-6 | 157 | 52 | 0 | 0 |
| KC 14-7 | 168 | 76 | 2 | 2 100.00% |
| KC 14-8 | 150 | 69 | 2 | 2 100.00% |
| KC 14-9 | 151 | 53 | 4 | 4 100.00% |
| KC 14-10 | 398 | 122 | 4 | 4 100.00% |
| KC 14-11 | 176 | 46 | 1 | 1 100.00% |
| KC 14-12 | 379 | 132 | 6 | 6 100.00% |
| KC 14-13 | 233 | 80 | 4 | 4 100.00% |
| KC 14-14 | 434 | 140 | 6 | 6 100.00% |
| KC 14-15 | 507 | 155 | 0 | 0 |
| KC 14-16 | 96 | 36 | 1 | 1 100.00% |
| QC 1-1 | 18 | 6 | 0 | 0 |

Statement of Votes Cast
Wyandotte County, KS
Primary Election-8-2-16

Date:08/08/16
Time:11:57:12
Page:88 of 97

SOVC For Jurisdiction Wide, All Counters, All Races w/o Pct. Comm.
Official Results

| REP Div 14-29th Dist Judge | | | | |
|----------------------------|----------------|------------------|----------------|----------------|
| | Reg. Voters | Times Counted | Total Votes | Write-In Votes |
| Total | 13148 | 3774 | 132 | 132 100.00% |

Statement of Votes Cast
 Wyandotte County, KS
 Primary Election-8-2-16

Date:08/08/16
 Time:11:57:12
 Page:89 of 97

SOVC For Jurisdiction Wide, All Counters, All Races w/o Pct. Comm.
 Official Results

| REP Div16-29th Dist Judge | | | | |
|---------------------------|-------------|---------------|-------------|----------------|
| | Reg. Voters | Times Counted | Total Votes | Write-In Votes |
| Jurisdiction Wide | | | | |
| BS 1-1 | 328 | 118 | 2 | 2 100.00% |
| BS 2-1 | 245 | 82 | 4 | 4 100.00% |
| BS 3-1 | 365 | 77 | 6 | 6 100.00% |
| BS 4-1 | 437 | 105 | 2 | 2 100.00% |
| DE 1-1 | 9 | 4 | 0 | 0 |
| ED 1-1 | 613 | 183 | 12 | 12 100.00% |
| ED 2-1 | 102 | 18 | 0 | 0 |
| KC 1-1 | 8 | 1 | 0 | 0 |
| KC 1-2 | 7 | 2 | 0 | 0 |
| KC 1-3 | 27 | 10 | 0 | 0 |
| KC 2-1 | 37 | 9 | 1 | 1 100.00% |
| KC 2-2 | 10 | 1 | 0 | 0 |
| KC 2-3 | 3 | 1 | 0 | 0 |
| KC 2-4 | 16 | 2 | 0 | 0 |
| KC 2-5 | 23 | 3 | 0 | 0 |
| KC 3-1 | 31 | 5 | 0 | 0 |
| KC 3-2 | 14 | 3 | 0 | 0 |
| KC 3-3 | 6 | 1 | 0 | 0 |
| KC 3-4 | 22 | 2 | 0 | 0 |
| KC 4-1 | 62 | 23 | 1 | 1 100.00% |
| KC 4-2 | 26 | 4 | 0 | 0 |
| KC 4-3 | 40 | 13 | 1 | 1 100.00% |
| KC 4-4 | 107 | 25 | 1 | 1 100.00% |
| KC 5-1 | 53 | 14 | 0 | 0 |
| KC 5-2 | 31 | 6 | 1 | 1 100.00% |
| KC 5-3 | 26 | 5 | 0 | 0 |
| KC 5-4 | 30 | 2 | 0 | 0 |
| KC 5-5 | 47 | 14 | 1 | 1 100.00% |
| KC 6-1 | 79 | 12 | 1 | 1 100.00% |
| KC 6-2 | 20 | 3 | 0 | 0 |
| KC 7-1 | 83 | 19 | 0 | 0 |
| KC 7-2 | 52 | 12 | 0 | 0 |
| KC 7-3 | 58 | 15 | 1 | 1 100.00% |
| KC 7-4 | 165 | 48 | 3 | 3 100.00% |
| KC 7-5 | 22 | 9 | 0 | 0 |
| KC 7-6 | 138 | 33 | 2 | 2 100.00% |
| KC 7-7 | 31 | 8 | 0 | 0 |
| KC 7-8 | 184 | 52 | 1 | 1 100.00% |
| KC 7-9 | 186 | 55 | 4 | 4 100.00% |
| KC 8-1 | 118 | 20 | 0 | 0 |
| KC 8-2 | 89 | 21 | 3 | 3 100.00% |
| KC 8-3 | 162 | 38 | 1 | 1 100.00% |
| KC 8-4 | 117 | 31 | 1 | 1 100.00% |
| KC 9-1 | 34 | 10 | 0 | 0 |
| KC 9-2 | 90 | 29 | 1 | 1 100.00% |
| KC 9-3 | 154 | 36 | 3 | 3 100.00% |
| KC 9-4 | 36 | 9 | 0 | 0 |
| KC 9-5 | 18 | 0 | 0 | 0 |
| KC 9-6 | 66 | 8 | 1 | 1 100.00% |
| KC 9-7 | 175 | 47 | 4 | 4 100.00% |
| KC 9-8 | 68 | 15 | 0 | 0 |
| KC 9-9 | 56 | 20 | 1 | 1 100.00% |
| KC 9-10 | 164 | 52 | 3 | 3 100.00% |
| KC 9-11 | 116 | 35 | 0 | 0 |
| KC 9-12 | 193 | 58 | 4 | 4 100.00% |
| KC 9-13 | 141 | 38 | 0 | 0 |

Statement of Votes Cast
 Wyandotte County, KS
 Primary Election-8-2-16

Date:08/08/16
 Time:11:57:12
 Page:90 of 97

SOVC For Jurisdiction Wide, All Counters, All Races w/o Pct. Comm.
 Official Results

| | REP Div16-29th Dist Judge | | | |
|----------|---------------------------|---------------|-------------|----------------|
| | Reg. Voters | Times Counted | Total Votes | Write-In Votes |
| KC 9-14 | 190 | 53 | 1 | 1 100.00% |
| KC 9-15 | 0 | 0 | 0 | 0 |
| KC 9-16 | 393 | 84 | 1 | 1 100.00% |
| KC 10-1 | 23 | 2 | 0 | 0 |
| KC 10-2 | 38 | 11 | 1 | 1 100.00% |
| KC 10-3 | 4 | 0 | 0 | 0 |
| KC 10-4 | 34 | 7 | 0 | 0 |
| KC 10-5 | 95 | 38 | 0 | 0 |
| KC 11-1 | 62 | 16 | 0 | 0 |
| KC 11-2 | 53 | 16 | 3 | 3 100.00% |
| KC 11-3 | 96 | 25 | 0 | 0 |
| KC 11-4 | 63 | 22 | 0 | 0 |
| KC 11-5 | 99 | 29 | 1 | 1 100.00% |
| KC 11-6 | 50 | 11 | 0 | 0 |
| KC 11-7 | 72 | 17 | 0 | 0 |
| KC 11-8 | 100 | 14 | 0 | 0 |
| KC 11-9 | 80 | 31 | 1 | 1 100.00% |
| KC 11-10 | 110 | 43 | 5 | 5 100.00% |
| KC 11-11 | 179 | 72 | 2 | 2 100.00% |
| KC 11-12 | 47 | 12 | 1 | 1 100.00% |
| KC 12-1 | 158 | 35 | 1 | 1 100.00% |
| KC 12-2 | 64 | 11 | 0 | 0 |
| KC 12-3 | 173 | 28 | 1 | 1 100.00% |
| KC 12-4 | 179 | 59 | 0 | 0 |
| KC 12-5 | 178 | 44 | 1 | 1 100.00% |
| KC 12-6 | 179 | 61 | 0 | 0 |
| KC 12-7 | 168 | 30 | 2 | 2 100.00% |
| KC 12-8 | 179 | 50 | 0 | 0 |
| KC 12-9 | 174 | 56 | 2 | 2 100.00% |
| KC 12-10 | 148 | 41 | 3 | 3 100.00% |
| KC 12-11 | 85 | 20 | 0 | 0 |
| KC 13-1 | 61 | 18 | 2 | 2 100.00% |
| KC 13-2 | 92 | 35 | 4 | 4 100.00% |
| KC 13-3 | 85 | 28 | 1 | 1 100.00% |
| KC 13-4 | 17 | 3 | 0 | 0 |
| KC 13-5 | 96 | 29 | 1 | 1 100.00% |
| KC 13-6 | 108 | 30 | 1 | 1 100.00% |
| KC 13-7 | 107 | 31 | 0 | 0 |
| KC 13-8 | 84 | 26 | 1 | 1 100.00% |
| KC 13-9 | 108 | 25 | 1 | 1 100.00% |
| KC 14-1 | 195 | 56 | 0 | 0 |
| KC 14-2 | 61 | 26 | 0 | 0 |
| KC 14-3 | 60 | 26 | 0 | 0 |
| KC 14-4 | 95 | 34 | 1 | 1 100.00% |
| KC 14-5 | 99 | 36 | 1 | 1 100.00% |
| KC 14-6 | 157 | 52 | 1 | 1 100.00% |
| KC 14-7 | 168 | 76 | 2 | 2 100.00% |
| KC 14-8 | 150 | 69 | 1 | 1 100.00% |
| KC 14-9 | 151 | 53 | 3 | 3 100.00% |
| KC 14-10 | 398 | 122 | 4 | 4 100.00% |
| KC 14-11 | 176 | 46 | 1 | 1 100.00% |
| KC 14-12 | 379 | 132 | 6 | 6 100.00% |
| KC 14-13 | 233 | 80 | 3 | 3 100.00% |
| KC 14-14 | 434 | 140 | 6 | 6 100.00% |
| KC 14-15 | 507 | 155 | 0 | 0 |
| KC 14-16 | 96 | 36 | 1 | 1 100.00% |
| QC 1-1 | 18 | 6 | 0 | 0 |

Statement of Votes Cast
Wyandotte County, KS
Primary Election-8-2-16

Date:08/08/16
Time:11:57:12
Page:91 of 97

SOVC For Jurisdiction Wide, All Counters, All Races w/o Pct. Comm.
Official Results

| REP Div16-29th Dist Judge | | | | |
|---------------------------|----------------|------------------|----------------|----------------|
| | Reg. Voters | Times Counted | Total Votes | Write-In Votes |
| Total | 13148 | 3774 | 133 | 133 100.00% |

Statement of Votes Cast
 Wyandotte County, KS
 Primary Election-8-2-16

Date:08/08/16
 Time:11:57:12
 Page:92 of 97

SOVC For Jurisdiction Wide, All Counters, All Races w/o Pct. Comm.
 Official Results

| | REP Dist. Atty 29th Dist | | | |
|-------------------|--------------------------|---------------|-------------|----------------|
| | Reg. Voters | Times Counted | Total Votes | Write-In Votes |
| Jurisdiction Wide | | | | |
| BS 1-1 | 328 | 118 | 6 | 6 100.00% |
| BS 2-1 | 245 | 82 | 7 | 7 100.00% |
| BS 3-1 | 365 | 77 | 7 | 7 100.00% |
| BS 4-1 | 437 | 105 | 4 | 4 100.00% |
| DE 1-1 | 9 | 4 | 0 | 0 |
| ED 1-1 | 613 | 183 | 15 | 15 100.00% |
| ED 2-1 | 102 | 18 | 0 | 0 |
| KC 1-1 | 8 | 1 | 0 | 0 |
| KC 1-2 | 7 | 2 | 0 | 0 |
| KC 1-3 | 27 | 10 | 1 | 1 100.00% |
| KC 2-1 | 37 | 9 | 1 | 1 100.00% |
| KC 2-2 | 10 | 1 | 0 | 0 |
| KC 2-3 | 3 | 1 | 0 | 0 |
| KC 2-4 | 16 | 2 | 0 | 0 |
| KC 2-5 | 23 | 3 | 0 | 0 |
| KC 3-1 | 31 | 5 | 0 | 0 |
| KC 3-2 | 14 | 3 | 0 | 0 |
| KC 3-3 | 6 | 1 | 1 | 1 100.00% |
| KC 3-4 | 22 | 2 | 0 | 0 |
| KC 4-1 | 62 | 23 | 1 | 1 100.00% |
| KC 4-2 | 26 | 4 | 1 | 1 100.00% |
| KC 4-3 | 40 | 13 | 3 | 3 100.00% |
| KC 4-4 | 107 | 25 | 2 | 2 100.00% |
| KC 5-1 | 53 | 14 | 0 | 0 |
| KC 5-2 | 31 | 6 | 1 | 1 100.00% |
| KC 5-3 | 26 | 5 | 0 | 0 |
| KC 5-4 | 30 | 2 | 0 | 0 |
| KC 5-5 | 47 | 14 | 1 | 1 100.00% |
| KC 6-1 | 79 | 12 | 1 | 1 100.00% |
| KC 6-2 | 20 | 3 | 1 | 1 100.00% |
| KC 7-1 | 83 | 19 | 1 | 1 100.00% |
| KC 7-2 | 52 | 12 | 0 | 0 |
| KC 7-3 | 58 | 15 | 1 | 1 100.00% |
| KC 7-4 | 165 | 48 | 4 | 4 100.00% |
| KC 7-5 | 22 | 9 | 0 | 0 |
| KC 7-6 | 138 | 33 | 6 | 6 100.00% |
| KC 7-7 | 31 | 8 | 0 | 0 |
| KC 7-8 | 184 | 52 | 1 | 1 100.00% |
| KC 7-9 | 186 | 55 | 6 | 6 100.00% |
| KC 8-1 | 118 | 20 | 0 | 0 |
| KC 8-2 | 89 | 21 | 5 | 5 100.00% |
| KC 8-3 | 162 | 38 | 3 | 3 100.00% |
| KC 8-4 | 117 | 31 | 1 | 1 100.00% |
| KC 9-1 | 34 | 10 | 0 | 0 |
| KC 9-2 | 90 | 29 | 1 | 1 100.00% |
| KC 9-3 | 154 | 36 | 4 | 4 100.00% |
| KC 9-4 | 36 | 9 | 0 | 0 |
| KC 9-5 | 18 | 0 | 0 | 0 |
| KC 9-6 | 66 | 8 | 1 | 1 100.00% |
| KC 9-7 | 175 | 47 | 5 | 5 100.00% |
| KC 9-8 | 68 | 15 | 0 | 0 |
| KC 9-9 | 56 | 20 | 3 | 3 100.00% |
| KC 9-10 | 164 | 52 | 5 | 5 100.00% |
| KC 9-11 | 116 | 35 | 2 | 2 100.00% |
| KC 9-12 | 193 | 58 | 5 | 5 100.00% |
| KC 9-13 | 141 | 38 | 2 | 2 100.00% |

Statement of Votes Cast
 Wyandotte County, KS
 Primary Election-8-2-16

Date:08/08/16
 Time:11:57:12
 Page:93 of 97

SOVC For Jurisdiction Wide, All Counters, All Races w/o Pct. Comm.
 Official Results

| REP Dist. Atty 29th Dist | | | | |
|--------------------------|-------------|---------------|-------------|----------------|
| | Reg. Voters | Times Counted | Total Votes | Write-In Votes |
| KC 9-14 | 190 | 53 | 2 | 2 100.00% |
| KC 9-15 | 0 | 0 | 0 | 0 |
| KC 9-16 | 393 | 84 | 2 | 2 100.00% |
| KC 10-1 | 23 | 2 | 0 | 0 |
| KC 10-2 | 38 | 11 | 1 | 1 100.00% |
| KC 10-3 | 4 | 0 | 0 | 0 |
| KC 10-4 | 34 | 7 | 3 | 3 100.00% |
| KC 10-5 | 95 | 38 | 4 | 4 100.00% |
| KC 11-1 | 62 | 16 | 1 | 1 100.00% |
| KC 11-2 | 53 | 16 | 3 | 3 100.00% |
| KC 11-3 | 96 | 25 | 1 | 1 100.00% |
| KC 11-4 | 63 | 22 | 0 | 0 |
| KC 11-5 | 99 | 29 | 3 | 3 100.00% |
| KC 11-6 | 50 | 11 | 1 | 1 100.00% |
| KC 11-7 | 72 | 17 | 0 | 0 |
| KC 11-8 | 100 | 14 | 0 | 0 |
| KC 11-9 | 80 | 31 | 2 | 2 100.00% |
| KC 11-10 | 110 | 43 | 5 | 5 100.00% |
| KC 11-11 | 179 | 72 | 5 | 5 100.00% |
| KC 11-12 | 47 | 12 | 0 | 0 |
| KC 12-1 | 158 | 35 | 1 | 1 100.00% |
| KC 12-2 | 64 | 11 | 0 | 0 |
| KC 12-3 | 173 | 28 | 5 | 5 100.00% |
| KC 12-4 | 179 | 59 | 3 | 3 100.00% |
| KC 12-5 | 178 | 44 | 4 | 4 100.00% |
| KC 12-6 | 179 | 61 | 0 | 0 |
| KC 12-7 | 168 | 30 | 2 | 2 100.00% |
| KC 12-8 | 179 | 50 | 6 | 6 100.00% |
| KC 12-9 | 174 | 56 | 4 | 4 100.00% |
| KC 12-10 | 148 | 41 | 5 | 5 100.00% |
| KC 12-11 | 85 | 20 | 0 | 0 |
| KC 13-1 | 61 | 18 | 2 | 2 100.00% |
| KC 13-2 | 92 | 35 | 3 | 3 100.00% |
| KC 13-3 | 85 | 28 | 1 | 1 100.00% |
| KC 13-4 | 17 | 3 | 0 | 0 |
| KC 13-5 | 96 | 29 | 2 | 2 100.00% |
| KC 13-6 | 108 | 30 | 2 | 2 100.00% |
| KC 13-7 | 107 | 31 | 0 | 0 |
| KC 13-8 | 84 | 26 | 4 | 4 100.00% |
| KC 13-9 | 108 | 25 | 2 | 2 100.00% |
| KC 14-1 | 195 | 56 | 2 | 2 100.00% |
| KC 14-2 | 61 | 26 | 1 | 1 100.00% |
| KC 14-3 | 60 | 26 | 2 | 2 100.00% |
| KC 14-4 | 95 | 34 | 2 | 2 100.00% |
| KC 14-5 | 99 | 36 | 2 | 2 100.00% |
| KC 14-6 | 157 | 52 | 3 | 3 100.00% |
| KC 14-7 | 168 | 76 | 10 | 10 100.00% |
| KC 14-8 | 150 | 69 | 5 | 5 100.00% |
| KC 14-9 | 151 | 53 | 7 | 7 100.00% |
| KC 14-10 | 398 | 122 | 12 | 12 100.00% |
| KC 14-11 | 176 | 46 | 3 | 3 100.00% |
| KC 14-12 | 379 | 132 | 9 | 9 100.00% |
| KC 14-13 | 233 | 80 | 9 | 9 100.00% |
| KC 14-14 | 434 | 140 | 14 | 14 100.00% |
| KC 14-15 | 507 | 155 | 5 | 5 100.00% |
| KC 14-16 | 96 | 36 | 2 | 2 100.00% |
| QC 1-1 | 18 | 6 | 0 | 0 |

Statement of Votes Cast
Wyandotte County, KS
Primary Election-8-2-16

Date:08/08/16
Time:11:57:12
Page:94 of 97

SOVC For Jurisdiction Wide, All Counters, All Races w/o Pct. Comm.
Official Results

REP Dist. Atty 29th Dist

| | Reg. Voters | Times Counted | Total Votes | Write-In Votes |
|-------|----------------|------------------|----------------|----------------|
| Total | 13148 | 3774 | 276 | 276 100.00% |

Statement of Votes Cast
 Wyandotte County, KS
 Primary Election-8-2-16

Date:08/08/16
 Time:11:57:12
 Page:95 of 97

SOVC For Jurisdiction Wide, All Counters, All Races w/o Pct. Comm.
 Official Results

| REP 2nd Dist State Bd Ed | | | | |
|--------------------------|-------------|---------------|-------------|---------------|
| | Reg. Voters | Times Counted | Total Votes | Steve Roberts |
| Jurisdiction Wide | | | | |
| OC 1-1 | 18 | 6 | 1 | 1 100.00% |
| Total | 18 | 6 | 1 | 1 100.00% |

Statement of Votes Cast
 Wyandotte County, KS
 Primary Election-8-2-16

Date:08/08/16
 Time:11:57:12
 Page:96 of 97

SOVC For Jurisdiction Wide, All Counters, All Races w/o Pct. Comm.
 Official Results

| | REP Del TwnshpTrust | | | |
|-------------------|---------------------|---------------|-------------|----------------|
| | Reg. Voters | Times Counted | Total Votes | Write-In Votes |
| Jurisdiction Wide | | | | |
| DE 1-1 | 9 | 4 | 1 | 1 100.00% |
| Total | 9 | 4 | 1 | 1 100.00% |

Statement of Votes Cast
 Wyandotte County, KS
 Primary Election-8-2-16

Date:08/08/16
 Time:11:57:12
 Page:97 of 97

SOVC For Jurisdiction Wide, All Counters, All Races w/o Pct. Comm.
 Official Results

| | REP Del TwnshpTreas | | | |
|-------------------|---------------------|---------------|-------------|----------------|
| | Reg. Voters | Times Counted | Total Votes | Write-In Votes |
| Jurisdiction Wide | | | | |
| DE 1-1 | 9 | 4 | 0 | 0 |
| Total | 9 | 4 | 0 | 0 |